

6 - 7 J U N E 2 0 2 0

IGG's

Camp At Home



Join Us!

Camp in your garden,
in your bedroom, under
the kitchen table,
wherever you want.

Complete some of the
challenges.

Make hot chocolate,
have s'mores, and have
fun!



How can you get involved?

Irish Girl Guides (IGG) is inviting everyone, young and old, to get involved in our big event - #IGGCampAtHome on Saturday 6 June.

We have created some fun challenges for you to do, all from the comfort of your own home. Camping is an important part of the Guiding experience, no matter your age. We begin to teach the skills of camping as soon as your girl joins when they are five years old and throughout their time with us. Skills including independent living skills, resilience, confidence, hard work, teamwork and many more, which all support our girls' growth and development.

We have given this weekend a special environmentally friendly twist to celebrate World Environment Day. We want to look at the world we live in and consider our impact upon it. How can we do something small to make a great change.

We will also have great fun doing it!

Let's Get Started

If you are a member of IGG, put on your uniform. Complete any or all of the activities below. Take time to think about what your family can do to be more environmentally conscious.

Complete all or part of the activities below.

In fact, do any activity that everyone in the family will enjoy. Allow your girls to take the lead. One of the greatest things about Guiding is that it allows us all to find our inner child and have fun, so let the fun commence!


Guiding also allows us space to learn more than we already do on issues that are important to us and our world. – this weekend identify ways you can identify ways that your family could do better! We can all do better!






















Challenges - Get Outdoors

- Carry out a mini-beast/bug hunt. See if you can spot any of the following – ant, beetle, ladybird, slug, snail, and woodlice – can you find anything else different?
- Go for a litter-picking walk. Don't forget your gloves and a bag.
- On your walk, how many different trees can you see? Take pictures and see if you can find out the names of the trees when you get home.
- Complete the Scavenger Hunt on the next page.





OUTDOOR SCAVENGER HUNT

- | | | | | | |
|--------------------------|-------------------------------------------------------------------------------------|--------------|--------------------------|--------------------------------------------------------------------------------------|------------|
| <input type="checkbox"/> |  | 1 GREEN LEAF | <input type="checkbox"/> |  | BIRD |
| <input type="checkbox"/> |  | 1 BROWN LEAF | <input type="checkbox"/> |  | A WEED |
| <input type="checkbox"/> |  | 3 STICKS | <input type="checkbox"/> |  | BUTTERFLY |
| <input type="checkbox"/> |  | SPIDER WEB | <input type="checkbox"/> |  | TREE |
| <input type="checkbox"/> |  | BUG | <input type="checkbox"/> |  | CLOVER |
| <input type="checkbox"/> |  | WATER | <input type="checkbox"/> |  | FEATHER |
| <input type="checkbox"/> |  | SMOOTH ROCK | <input type="checkbox"/> |  | BEE |
| <input type="checkbox"/> |  | ANTS | <input type="checkbox"/> |  | PINECONE |
| <input type="checkbox"/> |  | FLOWER | <input type="checkbox"/> |  | GRASS |
| <input type="checkbox"/> |  | CLOUD | <input type="checkbox"/> |  | TREE STUMP |

Challenges - Sustainable Camping

As you plan your weekend, think about your campsite, your food and the resources that you will use.

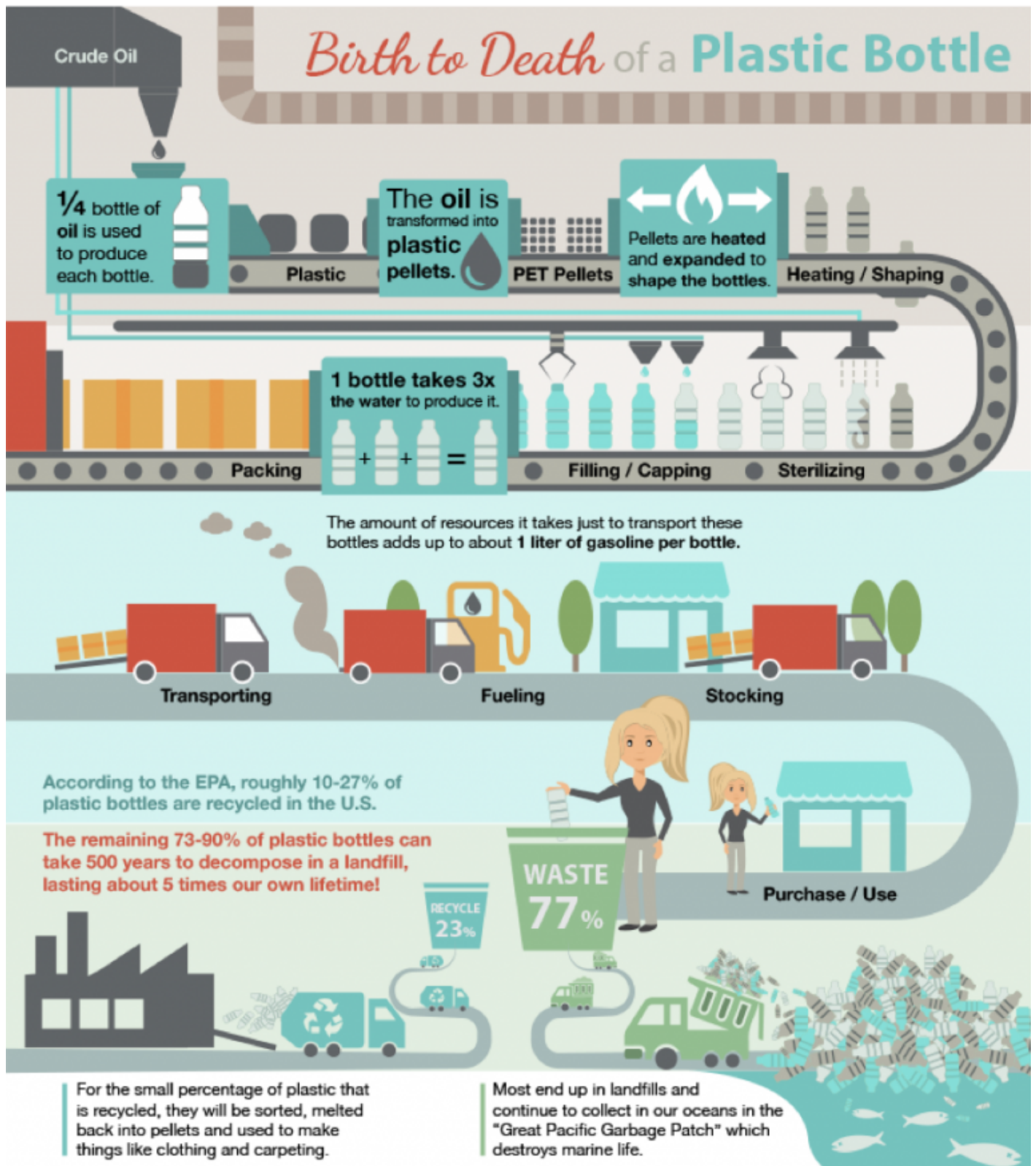
- Watch our videos on sustainable camping on the IGG's YouTube channel. Our Senior Branch members have made some very short videos to help you understand what sustainable camping means. <https://www.youtube.com/user/IrishGirlGuides>
- Consider the food you are eating – where does it come from? How much plastic is used in the wrapping? Are you making the best food choices you can? Choose one thing to improve on the next time you go shopping.

Challenges - Single Use Plastics

- Identify the single use plastics you use in your home. Is there a way that they can be replaced?
- Can you create something from the single use plastics you have in your home? Don't forget to share your photos with us.
- Check out the lifecycle of a plastic bottle described on the next page.
- Join us live on Facebook on Saturday evening at 7pm to listen to the story of *Theo and the Giant Plastic Ball*.



The Lifecycle of a Plastic Bottle



Reuse and Recreate

- Repurpose an old t-shirt, bandana or piece of material to make your own special necker and use natural dyes to do it. Don't forget to send your pictures of the finished piece to our Facebook @irishgirlguides or email them to communications@irishgirlguides.ie.

Natural Dyes for the Tie Dye Neckerchiefs:

- **Purple:** To create this colour, add 1 cup of water and ½ of blueberries to a small saucepan. If you'd like more dye, you can always double this ratio. Add 2 tablespoons of white vinegar to the mixture to help the dye set.
- **Gold:** You can use a mixture of yellow onionskins and turmeric, or one of the ingredients to create a yellow colour. Using just turmeric will create a very gold colour. We used 6 teaspoons of turmeric in ½ cup of water, mixed it really well with a fork, and that was it!
- **Baby Pink:** ½ cup of beets, 2 cup of water and 2 tablespoons of vinegar and your mixture is complete!
- **Red:** 2 cups of water along with ½ of frozen cherries and two tablespoons of white vinegar.
- **Blue:** ½ a cup of red cabbage with 4 cups of water and two tablespoons of white vinegar.
- **Green:** ½ a cup of spinach with 4 cups of water and two tablespoons of white vinegar.





- Make a tote bag from an old t-shirt. Instructions are below.

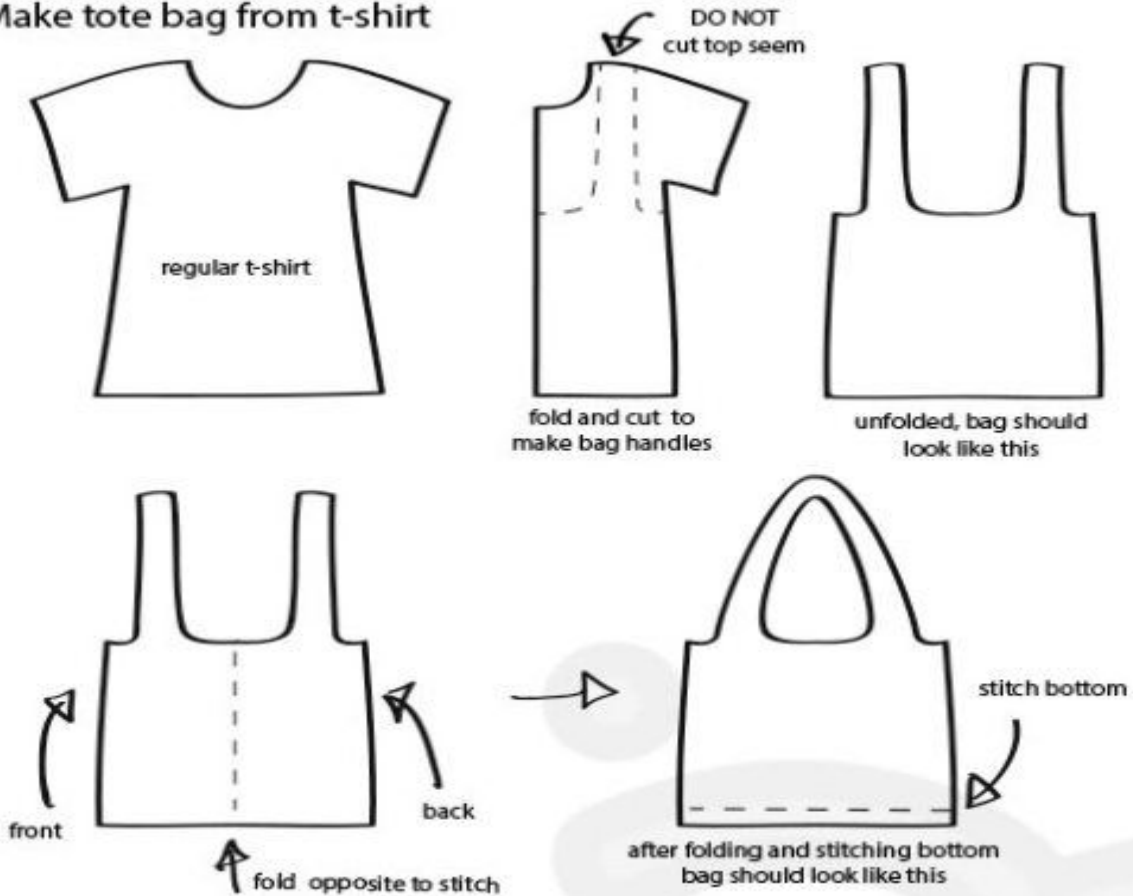
Don't forget to share pictures of your bags with us- we can't wait to see them.



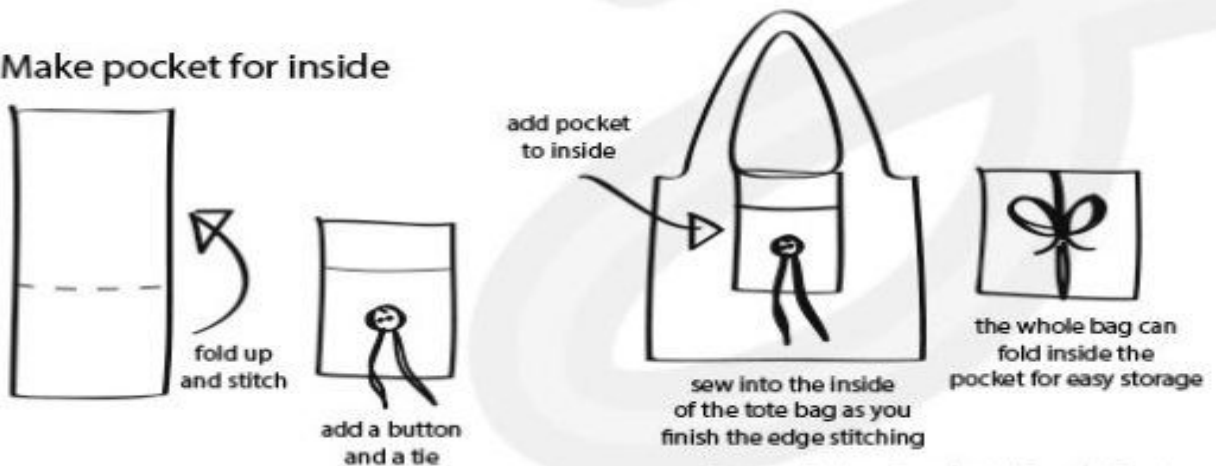
MAKE A TSHIRT TOTE BAG

Designed by Jen Goode

Make tote bag from t-shirt



Make pocket for inside



Design By Jen Goode © JGoode Designs

Share the Fun!

We hope you will join us this weekend. Please share pictures and videos on your social media with the hashtag #IGGCampAtHome and #SustainableCamping and/or PM us on Facebook @irishgirlguides and/or email your photos and videos to communications@irishgirlguides.ie

Make sure you enjoy the traditional camping activities –

- Building a fire
- Making s'mores
- Singing some campfire songs
- Have fun!



Thank you for getting involved and supporting your daughter in Guiding.

