



International 2021
Issue No: 660

Trefoil News



World Thinking
Day 2021

Peacebuilding
Activities

National Guide
Awardees of 2020

International
Women's Day

Octagon 2021 News

ARE YOU
READY FOR
WTD 2021?





GENSUS 2021

It's that time of year again... Annual Census

All Units (including new Units) must complete the Irish Girl Guides' 2021 Census through Online Guide Manager (OGM) and pay membership fees for all members (Leaders and youth).

In early January, the Unit Contact Person and all Leaders in each Unit will receive an email with a Step by Step Guide to assist the Unit leadership team to complete the Census. This will also be available in the National Resources area of OGM.

Deadlines



Please complete all requirements on OGM by **31 January 2021** for all members. Check with parents if a member is returning to the Unit, if the Unit or the youth member has not been in a position to engage to date. Submit payment by bank transfer, debit/credit card or by cheque, posted directly to the Accounts Administrator at National Office to arrive not later than **14 February 2021**. The Unit invoice, available on OGM, must accompany any cheque payment and the payment option the Unit are choosing should be indicated on the invoice before submission. The options are:



Option 1: For Units engaging at least once every month

- Complete Census on OGM for all Leaders and girls by 31 January.
- Pay membership fees (€45) for all leaders and girls by 14 February.

'Engagement' is any form of contact with girls such as online sessions, sending activity packs or contacting parents/girls to check in. Any form of engagement is valuable.

Option 2: For Units with limited/no engagement (less than once a month)

Units who currently have limited/no engagement but who plan to complete a spring/summer term should select this option.

- Complete Census on OGM for all Leaders and girls by 31 January.
- Pay membership fees (€45) for all Leaders by 14 February.
- Payment of girls' membership fees (€45) can be deferred until 30 April. (Further instruction on how this will be done will be shared in January.)

Option 3: For Units who will not engage until September 2021

- Complete Census for all Leaders by 31 January.
- Pay membership fees (€45) for all Leaders by 14 February.
- Move girls to the waiting list on OGM. They will not be registered as members for 2021. Census will be completed as normal for these girls in 2022.

A 'How To' video demonstrating how to move girls to a waiting list is available from info@irishgirlguides.ie

Membership Fees 2021

The membership fee for 2021 is **€45** for each member (Adult Leader - Leadership Team over 18/ - Leadership Team under 18; Senior Branch, Guide, Brownie and Ladybird members).

A Unit invoice is generated for total members on the day you complete the Census process. Any outstanding payments from the previous year's membership will appear as a separate invoice and requires payment at the same time.

Membership fees are due for new members (Leaders and youth) added to the Unit after you complete your Unit Census up until 1 April.



Getting Census Ready!

Check both the Unit Leader and Youth Section on OGM to ensure that all members are listed.

In the Leaders section ensure that **every** Leader (including Leaders under 18) working in your Unit are listed. A Leader may be listed in more than one Unit but payment is only required from one Unit.



Trefoil News



International 2021 Issue No. 660

Published By
Irish Girl Guides, Trefoil House, 27 Pembroke Park, Dublin 4.

Printed By
MMS Mailing Services Ltd., Portside Business Centre, East Wall Road, Dublin 3.

The Editorial Team of **Trefoil News** reserves the right to edit material submitted.

Submit your articles, photos or queries to
trefoil.news@irishgirlguides.ie

CONTENTS

Census 2021.....	2
Contents and Editor's Note.....	3
IGG Diary and Noticeboard.....	4
International Commissioner & WTD Money Box.....	5
WTD Ceremony & WTD Activity.....	6-7
Spotlight on a World Centre & WTD Activity.....	8-9
'Harnessing Young People's Power' Event.....	10
Trefoil Guild News & New Staff.....	11
In the Media.....	12
Communications Committee News.....	13
Out and About.....	14
Octagon 2021.....	15-17
Ladybird Resources	18-21
Brownie Resources	22-24
International Women's Day by MEDI.....	25
National Guide Awards.....	26-28
Leader Warrants.....	28
Outdoor Clothing Tips from ATOC.....	29
Guide Resources	30-33
Senior Branch Resources	34-36
Badges at Home Help Sheet.....	37
International	38-41
Executive News & Climate Justice Challenge.....	42
Your Support Network.....	43

CENSUS 2020

continued...

Check your Unit details are correct regarding meeting time and place, and also that the Unit bank details are listed correctly.

Leaders and Unit Helpers are added to OGM by National Office on receipt of the appropriate paperwork. It is the Unit leadership team that adds the girls onto OGM based on the information received from the Annual Registration Form.

If you have any difficulty collecting membership fees, please contact your District/Area Commissioner. A Financial Assistance Grant may be available to assist members in difficult circumstances. Please make the grant application as soon as you know you need it in order not to delay your Census payment due on 14 February. You can find the form at: <https://bit.ly/3in63MV>

If you need help completing the Census on OGM, please drop us an email at membership@irishgirlguides.ie

Thank you

Editor's Note...

Dear Leaders,

As we start into a new and uncertain year, remember that the staff, the committees and the Commissioners of IGG are all there to support you as you endeavour to keep girls and Units engaged in the ever-beneficial and fun activities of IGG.

In this edition, you'll find lots to keep girls busy online and at home, including the Guiding Light challenge on the back cover (don't miss it!), and lots of news for you to take in.

Check out MEDI's suggested activities for International Women's Day - a key celebration for IGG members. And, most of all, we hope you and your Units will find meaningful ways to celebrate World Thinking Day together, even if online. We include ceremony and activity suggestions, all presenting opportunities to promote peacebuilding, this year's WTD theme.

Claire de Jong
trefoil.news@irishgirlguides.ie

ON THE COVER: Dunshaughlin Brownies spread a little joy when they made a fairy village for local people to visit when they're out walking. The girls worked very hard and made a total of 60 doors! And members of Bray Ladybirds enjoyed trying out some science experiments at home during Science Week.

DATES FOR YOUR DIARY

JANUARY	18	World Centres Virtual Programme open for bookings
	30	MEDI Day
	30	Executive meeting
	31	Census day
	31	Annual Accounts due
FEBRUARY	12	Guide Branch online badge session
	14	Census payments due
	14	Valentine's Day
	14	Deadline for Guiding Light video submissions
	16	Shrove Tuesday / Pancake Tuesday / Mardi Gras
	20	P&T meeting
	21	International quiz
	22	World Thinking Day
	27	Eastern Region conference
MARCH	4	World Book Day
	8	International Women's Day
	12	Guide Branch online badge session
	17	St. Patrick's Day
	20	Executive meeting
APRIL	9	Globetrotters Challenge
	10	Patrol Leaders' afternoon

MEDI Day 2021

This year MEDI day has gone virtual! We'll have guest speakers from Involve and the NYCI. We will also be covering Free Being Me and the SDGs.

Where: **Anywhere via Zoom**

Date: **Saturday 30 January**

Time: **10am-1pm**

How do I sign up? Check your weekly newsletters or IGG's social media accounts for the Eventbrite link.

We need your kilometres!

Don't forget everyone, to keep adding your kilometres to the Mishon app using the hashtag **#MishonMoon**. You can ask your family, friends and neighbours to help us reach our 363,104km target too! Anyone who doesn't wish to use the app can email their weekly or monthly total to **irishgirlguidesmishon@gmail.com**.

Engineering Challenges

The next engineering challenge as part of the Engineers Ireland STEPS Comp-E-tition will take place during Engineers Week (27 Feb - 5 March). Look out for details in the IGG Newsletter and on social media.

Women in STEM

Did you see the Women In STEM supplement that was included in *The Irish Independent* on 14 December? If not, don't worry! You can see it online here:

<https://bit.ly/2LHXWi4>

Spread the Lego Block word...

Leaders, remember to spread the word: Sponsoring a LEGO block is a very practical way of supporting IGG's work of encouraging and empowering girls and young women.

€50 will secure you a block!

You can choose your colour and what you would like printed on the block - your name, someone else's name or your company logo. Simply sponsor a LEGO block via our website and you will receive a lovely certificate in recognition of your sponsorship.



From the International Commissioner

Greetings Leaders,

Welcome to the 2021 international edition of *Trefoil News*. I hope that you all had a restful Christmas with your families and that you enjoyed it in whatever way you could.

In this edition, I would usually be sharing all the exciting international adventures that took place over the last year but, given the strange year we have all had, there has sadly not been much travel. Member Organisations across the world have had to adapt their plans and bring Guiding and Scouting into a virtual space.

WAGGGS has put together a page on their website full of resources and ideas from other Guiding and Scouting organisations. There are some brilliant ideas and I would encourage you to have a look at it. Here's the QR Code...



World Thinking Day is a brilliant time to think of our Guiding sisters around the world and to remind our girls that they are part of a big Guiding family. It seems that this might be even more important this year as we have spent so much time at home and in our local communities over the last few months, instead of being out exploring new places and going on adventures. The International Committee will be holding an online international-themed quiz on the eve of World Thinking Day for IGG members and their families, so keep an eye out for more information on how to take part.

Finally, in a year where Timpeall an Domhain would have been taking place, the International Committee has been working hard to ensure that the international aspect of Guiding is not forgotten. We have developed a new Globetrotters Challenge which can be completed individually or in small groups. More information is available in the international section.

I wish you well for the year ahead and hope that it's filled with lots of exciting Guiding activities, whether they be online or in person.

Yours in Guiding,

Jenna Goodwin

Jenna Goodwin - International Commissioner
international@irishgirlguides.ie

World Thinking Day Piggy Bank

Instructions:

1. Make sure your bottle is clean and dry. Cut out eyes and nostrils from your coloured paper.
2. Cut out ears, making sure they have tabs so they can stand up.
3. Cut a rectangle of paper that can wrap around your bottle.
4. Decorate the ears and body whatever way you like. Glue or tape them onto the bottle.
5. Cut a slot at the top for coins and a small hole in the back to insert a pipe cleaner tail.
6. Glue or tape the four bottle caps to the bottom for legs.
7. When you are finished with your money box, remove the paper and glue and recycle the bottle.

Materials:

- empty bottle
- scissors or craft knife
- double sided tape or glue
- pipe cleaner
- coloured paper
- four bottle caps





World Thinking Day Ceremony 2021

Theme: Peacebuilding - Stand Up, Stand Together and Stand Strong

Introduction

This year's World Thinking Day theme is 'Peacebuilding - Stand up, Stand Strong and Stand Together'. World Thinking Day is a day of international friendship, when Girl Guides and Girl Scouts around the world come together with one voice, speak out on issues that affect girls and young women, and fundraise for the 10 million Girl Guides and Girl Scouts around the world. This year it's especially important for girls to come together and support each other during the Covid-19 pandemic.

The idea for World Thinking Day first came to life in 1926 when Girl Guides and Girl Scouts met in the USA at the 4th WAGGGS World Conference. They agreed that there should be a special annual day when all those who are part of the international Movement think of each other and express their thanks and appreciation.

Poem: Peace One

I will not play at tug o'war
I'd rather play at hug o'war
Where everyone hugs instead of tugs.

Where everyone giggles and rolls on rugs,
Where everyone kisses and everyone grins,
and everyone cuddles so everyone wins.

Song: You've Got a Friend in Me (Toy Story)

You've got a friend in me, you've got a friend in me
When the road looks rough ahead
And you're miles and miles from your nice warm bed

You just remember what your old pal said
Boy, you've got a friend in me
Yeah, you've got a friend in me

You've got a friend in me, you've got a friend in me
If you've got troubles, I've got 'em too
There isn't anything I wouldn't do for you

We stick together and can see it through
'Cause you've got a friend in me
You've got a friend in me

Some other folks might be a little bit smarter than I am
Bigger and stronger too, maybe
But none of them will ever love you
The way I do, it's me and you

Boy, and as the years go by
Our friendship will never die
You're gonna see, it's our destiny

You've got a friend in me
You've got a friend in me
You've got a friend in me

Poem: Stand Up

Stand up
Let's make a difference
Stand up
Let's find resistance
Violence won't fit
We've got to resist
Protest and sit
Join hands to assist


Stand up
Let's fix the wrong
Stand up
And make us strong

**Activity: Peacebuilding Dove****Materials:**

A white dove print out (see below – if completing this activity online, the link can be shared with girls in advance - <https://www.twinkl.ie/illustration/dove-of-peace-template-black-and-white>)

Instructions:

Ask the girls to write down one thing that they can do in their community to 'Stand Up, Stand Strong and Stand Together'. Some of the girls might like to share their ideas.



Poem:
Love and Peace

Without love the world would cease,
there could never be lasting peace.
For love on earth, we must be grateful,
we must stop being hateful.

Love involves being kind,
keeping joy and peace in mind.
Whenever it's a challenging climb,
love and peace need some time.

For, love and peace must unite,
if we hope to win this fight.
Each of us, love must send,
for peace to prosper and war to end.

Activity 1: Clear Sphere

Be prepared:

This activity works best in small groups.

Materials:

- a clear jar or bottle (with a lid) for everyone
- water
- sand or environmentally friendly glitter in two different colours

Instructions:

1. Fill 80% of your jar with water.
2. Choose one colour and add a little bit of sand or glitter. This represents your positive thoughts about other people.
3. Shake your jar for five to ten seconds.
4. Now add a different colour of sand or glitter. This represents your negative thoughts about other people. Recognise the impact negative thoughts can have on your decision-making.
5. When you see the materials spinning around your jar, what emotion does it remind you of?
6. When we feel anxious, frustrated, angry or stressed, it is harder to see through our negative thoughts and perceptions of others, especially people that we see as being different to us.
7. What types of decisions and choices do you think we make during these times?
8. Now wait for the sand or glitter to settle. It may take some time. As you watch the materials settle, think of things you can do to calm your mind when you are feeling like this so that you do not make permanent decisions based on temporary feelings.
9. Make a list, as a group, of some simple ways you can calm your mind such as counting to 50, exercising, listening to calm music, sitting quietly, taking deep breaths, hugging.
10. Now make a list, as a group, of some ways you can understand people who are different to you.

Debrief:

Younger girls - We cannot always stop things that 'shake us', but it is much easier to control the thoughts in our mind. Change starts with us, so we must always try to treat other people and ourselves kindly.

Older girls - We don't know when our environment will change, it could be a global virus or a violent incident of hate. It is very difficult to control our environment and society, but much easier to control ourselves and what we allow into our heads. Before trying to change our society, let's unpack the negative thoughts and prejudices in our heads because this may turn into a dangerous tool when our environments are shaken up.

Source: WAGGGS 2021 World Thinking Day pack



Spotlight on a World Centre: Pax Lodge



Pax Lodge turns 30 years old this March which makes Pax Lodge an official adult.

Pax Lodge Fun Facts

1. The World Centre was renamed 'Pax Lodge' as a tribute to the Baden-Powells. The Latin word for peace, pax, was present in the names of their homes in England and Paxtu in Kenya. The name also highlights the importance of peace in the Girl Guiding and Girl Scouting Movement.
2. On 15 March 1991, Her Royal Highness Princess Benedikte of Denmark officially opened Pax Lodge. Since opening, Pax Lodge has welcomed hundreds of thousands of guests, including day visitors from more than 65 countries. The Centre has become a gathering place for girls and young women seeking international friendship, WAGGGS education and warm accommodation.
3. Pax Lodge runs kids' birthday party packages. Imagine how fun it would be to have your birthday party in a World Centre!
4. Pax Lodge is next door to the WAGGGS World Bureau, the international headquarters of WAGGGS.
5. London has been home to three different World Centres. Our Ark 1939-1963, Olave House 1963- 1991 and Pax Lodge 1991-present.
6. Our Ark was officially opened on 2 May 1939. Its doors remained open throughout the Second World War, when it served as a safe haven for international Guides and Scouts.
7. During its Silver Jubilee ceremony in 1963, Our Ark was renamed 'Olave House' in honour of Lady Olave Baden-Powell. Lady Baden-Powell herself presided over the ceremony.



Pax Lodge Song

The words and lyrics of the Pax Lodge Song were written by Julie Felix after the Programme Director of Pax Lodge, Maria Kuper, heard her singing on the radio. Maria asked her if she would adapt the song for Pax Lodge and asked her to include the words love, dove, friends, and home.

Pax Lodge Song

CHORUS

We wish you love (We wish you love).
 We wish you light (We wish you light).
 We wish you colours soft and bright.
 We wish you light (We wish you light).
 We wish you love (We wish you love).
 We wish you peace on the wings of a snow white dove.

VERSE 1

And with our sisters by our side
 we learn to lead, we learn to guide.
 We clear the path, we pave the way
 to peace on earth, to a brighter day.

CHORUS

VERSE 2

Sometimes the road is hard and long
 and yet together we are strong,
 and as we weave life's tapestry,
 each colour blends in harmony.

CHORUS

VERSE 3

Wherever we wander, wherever we roam,
 Pax Lodge will always be our home.
 A place where strangers soon are friends,
 I'll meet you there, where the rainbow ends.





Spotlight on a World Centre continued...

How to visit Pax Lodge

While all World Centres are closed until 2022, why not be prepared and start planning your next trip now.

Volunteer

The World Centres welcome long and short term volunteers. At Pax Lodge you can volunteer from three to six months in either programme coordination, front of house or guest management. Volunteers are provided with free accommodation and food for the duration of their placement and up to £500.00 reimbursement for qualifying travel. If you are interested in volunteering at Pax Lodge, check out the WAGGGS website or contact the International Committee who can put you in contact with someone who volunteered at Pax Lodge previously.

Take part in a Pax Lodge event

Throughout the year Pax Lodge run many events including Journey Through London and Monopoly Challenge. These events are a great way to see London and visit Pax Lodge at the same time.



Visit with family and friends

Did you know that Pax Lodge offer bed and breakfast accommodation for all members plus their friends and families.

Unit Pack Holiday

As a Unit, you can travel to Pax Lodge together. You can either stay at Pax Lodge and take part in one of their events or tailored programme, or stay somewhere else in London and take a day trip to Pax Lodge.

Activity 2: Peace Rhythm

Be prepared:

Participants sit close together in circles – in small groups or the whole group depending on the level of challenge your group wants.

Materials:

A small stone for each participant, of the right size to fit comfortably in a hand (short sticks will work too).



Instructions:

- Each take a stone or stick and sit or kneel in a circle with the stone in front of you.
- Ask a volunteer to stand in the middle of the circle and count 'one, two' in a slow, steady rhythm.
 - When they say 'one', pick up the stone in front of you.
 - When they say 'two', put the stone down in front of the person to your right.
- Practice for a while, then pause and discuss. Are you managing to keep the stones moving around the circle? Are the stones piling up anywhere? What can you do to help everyone keep the stones moving?
- Try again, using some of your ideas. How did it go this time?
- Let's reflect:
 - Did you create a strong rhythm together? What helped you succeed?
 - What part did each person play in creating a strong rhythm?
 - How could your actions impact someone on the other side of the circle?
 - In your life, can you think of ways your actions can impact others, even people a long way away from you? How are we all connected?
 - What can we do to learn more about the wider world?

Take it further...

You can try increasing the challenge by:

- increasing the speed
- making the pattern more complicated in different ways e.g. increase the count to three or four, then on the middle beat/s add taps or slides before putting the stone down
- instead of counting, singing a simple song with a rhythm that matches the pattern you are creating with the stones



Source: WAGGGS 2021 World Thinking Day pack



DAY 3 *one world week*

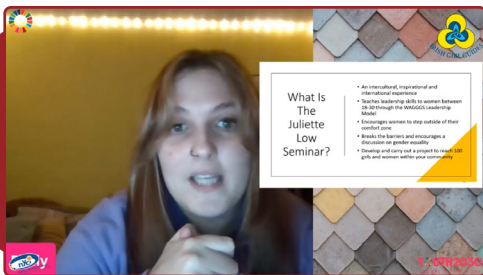
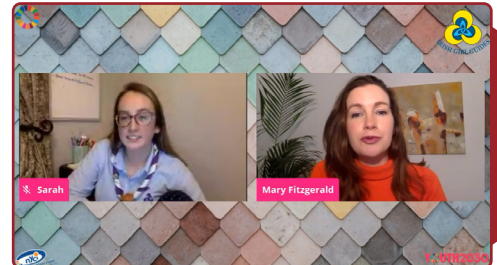
Harnessing Young People's Power

with the



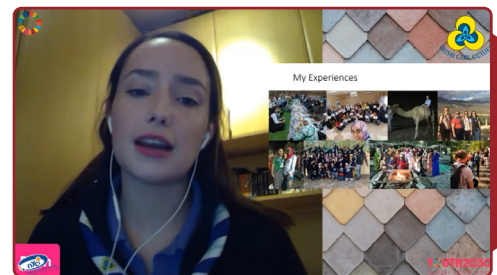
On 25 November, a number of well-prepared IGG members led the 'Harnessing Young People's Power' event with the National Youth Council of Ireland as part of One World Week.

Sarah Canavan did an excellent job introducing and MC-ing the event. Patricia Gutteridge and Teagan Stanley talked about how their participation in the Senior Branch centenary trip to Sangam World Centre led to the development of our SDG 12 Responsible Consumerism badge. Beth Moody and Emily Yule talked about all the wonderful opportunities they have had with IGG, including taking part in the Juliette Low Seminar in 2019 where they developed their leadership skills and learned more about female empowerment.

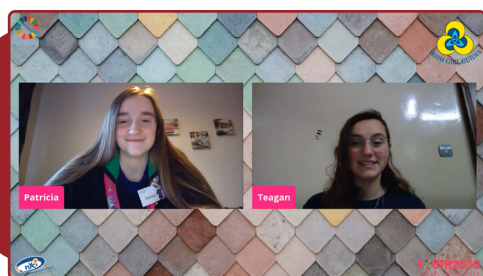


IGG's International Commissioner, Jenna Goodwin, talked about how girls and young women develop advocacy skills through Guiding. She spoke of her experience representing the World Association of Girl Guides and Girl Scouts (WAGGGS) at the United Nations Commission on the Status of Women where she spoke up about the importance of informal education, like Guiding.

And finally, Mary Fitzgerald, award-winning foreign affairs correspondent and former IGG member, shared how the skills she learned as a Guide have helped her in her career - teamwork, collaboration and leading with confidence. She also talked about the inspirational work she had seen Guides undertaking in Libya and other countries and how the media has a responsibility to hold the powerful to account.



Programme and Training Chair, Jenny Gannon, reflected afterwards that the event, now available on YouTube for anyone to watch (see link below), *"is a brilliant showcase of the best of what Guiding is. If ever you wonder why we do what we do, why we go out in the cold, wet and dark evenings; if you ever wonder why we spend hours on Zoom discussing policies and governance etc.; if you ever wonder why you're working from home, in isolation during a global pandemic - this is it!"*



"Sarah, Patricia, Teagan, Emily, Beth, Jenna and Mary are the perfect reminder of the value that IGG brings to all our members and the potential it develops within each girl. Thanks to the women involved in the event, you created a fantastic showcase of Guiding for us."

IGG's CEO, Claire Barkey remarked that *"it was a fantastic event. The girls did absolutely amazing and I had goose bumps with the videos included. Again, another example of how energy from the girls can come through Zoom. I would highly recommend to all to take some time to watch it! It flies by too as it's so interesting and so relevant to all the issues currently topical in the media. Such a strong performance from fabulous role models for young girls and true ambassadors for IGG."*



<https://www.youtube.com/watch?v=9MirEOm2AcA&t=80s>



Birdwatching in 2020 *by Hazel Convery*

Lockdown has been a very quiet time for Trefoil Guild members, keeping in touch mostly by telephone and Whats App. Walking outdoors has become a major activity for everyone.


I have always been interested in the natural world, but, during lockdown, my interest in birds has been greatly enhanced as their activity around me, doing their normal things, has been very comforting.

I have bird feeders in my garden and I walk along the River Dodder, the seashore in Sandymount and a variety of habitats around the campus of UCD. During the year, I have seen a total of 40 different species of bird, ranging in size from the tiny chestnut coloured wren to the large swan amazingly gliding through the water at dusk in the Belfield lake.

There have been several highlights of my bird spotting:

- a massive murmuration of starlings seen from the beach in Sandymount
- a kingfisher sitting shining in the sun on a branch above the Dodder
- a mandarin duck with its unbelievable plumage on the Dodder
- a dipper swimming against the flow on the Dodder in the still water above a weir
- a swallow flashing past my face and coming to a full stop at its nest a few feet away
- a pair of bullfinches visiting my bird feeders every day
- a raptor or kestrel swishing across the garden causing all the little birds to scatter
- a close-up study of a grey heron
- not to mention the flocks of goldfinches squabbling over the sunflower hearts and the friendly robins eating mealy worms on my window ledge

Lockdown has given me time to notice and appreciate all these things. Hopefully, in the not too distant future, we will be back to enjoying social contact and more normal activities.



Anne Hyland

North East Regional Development Officer (RDO)

Hi, my name is Anne Hyland and I'm delighted to say that I'm the new Regional Development Officer in North East Region, my dream job! I have Guiding in my heart and was a Brownie and Guide in the UK. I have positive energy and I love meeting people and lending a hand. My pleasure is from seeing the girls and Leaders grow in confidence and I believe in volunteering in your community for the benefit of others.



In my voluntary capacity, I'm the Navan Senior Branch Unit Leader and I've been an IGG Leader in Navan since October 2008. Over the years, I've enjoyed being involved nationally on the EDI (now MEDI), PR and Senior Branch committees. I am proud that I helped with the development of the Senior Branch element of the Journey Programme and had the opportunity to train Leaders and girls. I have gained my International Permit and CO qualification and I've had the pleasure of visiting three of the World Centres - Pax Lodge, Sangam and Our Chalet. I hope to visit Our Cabana and Kusafiri one day.

Siobhán Dunne

Finance Support Officer

Hi, my name is Siobhan Dunne. I have just recently joined IGG as the Finance Support Officer. I worked in financial banking for a number of years before leaving my position to raise a family. Two years ago, I decided to go back to college and have just qualified as an Accounting Technician.



I was a member of the Girl Guides up to the age of 16 and have many happy memories of trips away and the weekly Friday night meet-ups. I'm learning the ropes of OGM at the moment and I'm looking forward to meeting and speaking with many of you in due course.

IGG in the Media



Spotted on social media.....

Joanna Pearman @jo40 · Jan 2
Ardagh Girl Guides do Community Television [fb.watch/2MqsrIXP3/](#) via [@FacebookWatch](#) [#GivingGirlsConfidence](#) [#Guiding](#) [@IrishGirlGuides](#) Thank you to [@CreativeLongfd](#) and [#ShaneCrossan](#) [@creativeirl](#) [#CommunityTelevision](#) [#Longford](#)

Ardagh Girl Guides do Community Television
Early in December Ardagh Girl Guides were invited to take part in a Creative Ireland Longford Community ... [@facebook.com](#)

1 1 3

TheDICEProject @TheDICE_Project · Dec 30, 2020
Great example of STEAM - Knitting, coding and a temperature scarf.

Irish Girl Guides @IrishGirlGuides · Dec 30, 2020
Looking for a fun project in 2021? How about [#knitting](#) a [#climatechange](#) scarf, like Mid-West Leader Tracey Keys did this year? We think her scarf looks great! She used a different colour to represent the temperature each day. [#GirlsInSTEAM](#) [#WomenInSTEAM](#) [#GivingGirlsConfidence](#)

1 2

Fred Blunt @FredBlunt · Dec 20, 2020
Thanks for the lovely welcome 🙌👏🎄

Irish Girl Guides @IrishGirlGuides · Dec 19, 2020
Woodland Brownies, Villerstown, welcomed children's author and illustrator [@FredBlunt](#) to their most recent online meeting! Fred read his book 'Santa Claus v The Easter Bunny' and then did a drawing workshop with the girls 🎨👏 [#IrishGirlGuides](#) [#GivingGirlsConfidence](#) [#art](#)

8

Sarah McInerney @SarahAMcInerney

If you're looking for charity inspiration this year, you can buy a piece of lego towards renovating the new [@IrishGirlGuides](#) National Training Centre. Every block counts!

Sponsor a LEGO Block - Irish Girl Guides
[@irishgirlguides.ie](#)

4:12 PM · Dec 21, 2020 · Twitter Web App

9 Retweets 2 Quote Tweets 29 Likes

Scala Retreat Centre @ScalaRetreat · Nov 25, 2020
Delighted to attend [@nycinews](#) [#OneWorldWeek](#) Webinar this afternoon with [@IrishGirlGuides](#). Fantastic insight into youth power and young people making a difference in different leadership ways [#YouthPower](#) [#OWW2020](#)

1 1 5

Mediaplanet Ireland @MediaplanetIE · Dec 14, 2020
[#WomenInSTEM](#) launches today, distributed inside the [@Independent_ie](#) and online at [ow.ly/n9Ms50CIomP](#) featuring Fiona Murdoch with [@IrishGirlGuides](#)

1 2

.....and making the headlines.....

- McEgan Senior Branch President's Award Achievement - [Lee Valley Outlook](#), 7 January
- Trail Blazers - [Local Teens Receive Irish Girl Guides' National Guide Award - Drogheda Leader](#), 6 January
- Local Teens Receive Irish Girl Guides' National Guide Award - [Longford Leader](#), 1 January
- Six of the Best - [Our Girl Guides Win Top Awards - Carlow People](#), 31 December
- Ballygarret Girls Are Trail Blazers - [Gorey Guardian](#), 29 December
- Mullagh Teens Receive Irish Girl Guides' National Guide Award - [Northern Standard](#), 23 December
- Shooting For The Stars With STEM Initiatives - [Irish Independent's Women In STEM](#) supplement, 14 December



Postcards from the Edge

We are all acutely aware of the challenges Leaders face in trying to facilitate meetings during this pandemic. In the WAGGGS Facebook group we posted the question 'How are you managing to provide Guiding in a pandemic?'. We expected to hear from a handful of people, but we never expected the response we got! There were posts from Leaders across the globe telling us how they are staying in touch with their Units and keeping safe. Here are just some of the stories and you can visit the IGG website to read lots more.

Girl Guides **Australia's** Leonora Cox, in Queensland Australia, explained that they had a relatively short period of lockdown and her teenage Unit used Zoom for meetings. They did some cooking, travelled the world, looked at the World Centres and played Kahoot. They have returned to meeting face-to-face with social distancing and lots of cleaning. They are even going camping in December (their summertime).

Canada is a vast country so we have a couple of contributions. Susan Anthony from Newfoundland is inside for regular meetings but everyone has to wear a mask. She is waiting for overnight camping to be allowed as the Scouts are now permitted to camp. However, Jennifer Anne in Alberta is limited to a maximum of 15 masked people outdoors. Her Unit is bigger than that, so they are doing most meetings online.

Marianna Kalske is in **Finland** and explained that they have spent more time in nature with their families since the pandemic as they have

to avoid public places and contact with other people. They have online classes and Girl Scout meetings. Marianna's local Scout group organised some tasks that Scouts can do themselves or with their families at home or outdoors.

In **Jamaica**, Jacqui Liddell reveals that they can have 15 people meeting including Leaders, so church-based Units are meeting and new ones are forming. Most of their Units are in schools though. Schools are online and most people are taking this term off from extra-curricular activities. A few groups are still meeting via Zoom and WhatsApp.

In the **Netherlands**, Wendy and Maggy shared that they're only facing Covid-19 restrictions based on age groups. They have outdoor meetings as much as possible, but dark evenings make it difficult. The adult groups are not allowed to have face-to-face meetings, instead they do online activities.

Hong Kong Girl Guide Association's Bethan Clark tells us that they haven't had any lockdown periods, only various levels of restrictions. Most Units are school-based and haven't met for many months. The open Units had a brief window of opportunity to meet before the summer, then it all stopped again. In October, Units were able to start meeting in person again

with many restrictions in place. They were even able to hold a Brownie camp recently!

Mirani Dissananayake Abayasekera and Dimanthi Gunawardhana from the Girl Guides Association in **Sri Lanka** reported that they can only have online meetings as they have been strictly advised not to engage in outdoor activities, and most of the years in school are closed.

Another place in the world where many Units are attached to the schools is **Zimbabwe**. Beverly Viljoen is from the Girl Guides Association of Zimbabwe told us that there are no afternoon activities, so many Units are not able to meet. She runs the only Unit that meet outside of school. Many girls do not have access to computers or internet either. Beverly started having normal meetings at the beginning of November as many of the girls in her Unit live in the same complex and play with each other anyway.

In **Denmark**, there are no overnight camps. Hanne Tange wrote that they are very privileged as activities for children and young people have been prioritised. They can meet in groups of 50 and meetings are often held outside. Adult meetings, including their AGM, are all online.

It is important to remember that we are all in this together. This could be a great time to look into pairing up with a Unit from a different country to share a game, or a craft, or even a song!






OUT AND ABOUT



BRAY SCIENTISTS
Two eager Bray Ladybirds working on their Science badge at home.



ROBOTICS AT HOME
Kinsale sisters, a Guide and a Senior Brancher, getting to grips with the recent LEGO Robotics Camp challenges.



DUNSHAUGHLIN FAIRY VILLAGE
Dunshaughlin Brownies spread a little joy when they made a fairy village for local people to visit when they're out walking. The girls worked very hard and made a total of 60 doors!



IRISH GIRL GUIDES' 14TH INTERNATIONAL CAMP

OCTAGON 2021

A new kind of camping – connecting homes, campsites, and friends around the world!

31 July – 2 August 2021

Irish Girl Guides' 14th International Camp will be a three day virtual camp taking place over the August Bank Holiday weekend. Wherever you are, you can log in and take part in as many activities and ceremonies as you wish.

There will be over 80 activity sessions for girls and Leaders to take part in. The theme is Adaptability – how we engage with the world and each other. It will include activity sessions about the Sustainable Development Goals, STEAM (Science, Technology, Engineering, Arts and crafts, Maths) and the Outdoors. Sessions will include an online element but there will be plenty of challenges and outdoor activities that require the girls to learn new skills, new things and opportunities to make new friends with girls all over Ireland and with other WAGGGS members from around the world.

We have all discovered new ways of communicating with friends and family during these covid-times so now we can harness the positives of those platforms and use them to enable us to give our members a flavour of the international sisterhood they belong to.

Whilst we hope Units will be able to meet up in person, the camp will be suitable for even a Level 5 public health situation. It is also open to all members of IGG regardless of age and so entire families can join in. Our WAGGGS friends can also join in.

Bookings will open the beginning of February.



Camp Fee

The camp fee is €30 per person for anyone who is in the Republic of Ireland and individuals/their parents will book online.

The event fee includes:

1. Your special Camp T-shirt
2. Octagon Camp specially designed Neckerchief
3. Octagon Camp badge
4. Camp Programme resource book
5. A specially designed Irish Girl Guides' 110th Birthday Souvenir
6. Online access to activity sessions on all 3 days of camp and the opportunity to share your work/activities with other participants
7. Online entry to the Camp's Opening and Closing ceremonies, Guide's Own ceremony and IGG's special 110 year Birthday party
8. A virtual Campfire Sing-a-long with your international sisters in Girl Guide organisations around the world

Items 1-5 will be posted/delivered to your Irish address and events 6-8 will take place online in a safe and secure virtual setting.

More Octagon 2021 news overleaf....

Song Competition

Could you write a song for Octagon 2021? We are looking for a 110 year birthday song that can be performed at IGG's birthday party at Octagon. If you have a tune in your head or new words for a well-known song, send an email to events@irishgirlguides.ie with a voice recording or video file attached. No need for music scores, just you or someone else performing it! Deadline for submission is 17 March 2021.

*"Happy birthday to us, happy birthday to us,
happy birthday IGG, happy birthday to us!!!"*



Volunteer to run a session at Octagon

With over 80 activity sessions to run at camp, we need lots of volunteer Crew. Any member over 16 years of age can be on Crew. You can choose to lead an activity or to assist with one. Because most sessions will be on zoom, we need people to help take roll call, monitor the waiting rooms and chat, help with breakout rooms.

We also have Leader only sessions where adults can meet for a cuppa, a chat, a craft and some training. There will even be certified courses during camp. We also have room on our media team, fundraising team and admin.

So if you want to help out, please email octagon@irishgirlguides.ie



Sing-a-long Global Campfire

Do you have international Girl Guide or Girl Scout friends? Perhaps you met them at one of IGG's International Camps, a visit to a World Centre or at a camp abroad. Please do pass on the word that they too can join in and lead Activity Sessions or come along to the Sing-a-long campfire! **Sunday 1st August 2021.**





Activities at Octagon 2021

Activities will vary from creating radio programmes, to building rafts, to finding bat droppings for conservation research (!), to making LEGO models, to recycling crafts, to taking action on equality, to cooking outdoors, to Indian cooking lessons from Sangam World Centre in Maharashtra. There's lots for everyone!

The theme of the camp is **Adaptability – how we engage with the world and each other.**

Each activity session will give participants an opportunity to learn or improve their skills, share and increase their knowledge of a topic, and take action to help improve the world we live in.

Some sessions will last longer than an hour and involve the girls going off to create something and submit photos or videos of their work. These will be integrated into ceremonies and our media streams. Demo videos will be available for girls to access any crafts/skills sessions after the live session so they can

improve their skills at their own pace.

There will be three main focus areas of activities:

- **SDGs** – Climate Action, Equality, Land & Water, Energy & Design, Health & Food.
- **STEAM** – making, doing, creating, exploring – using Science, Technology, Engineering, Arts and crafts, Maths, to create a better world.
- **Outdoors** - Pioneering (building things from poles and ropes), Orienteering and maps, Outdoor Cooking, Knots and Gadgets, Stars and the Solar System.



You are invited to a party!

Saturday night 31st July 2021 – 7.30pm

- A birthday party and variety show lasting approx. one hour with footage from IGG archives, interviews, guest speakers and variety acts from IGG members.
- Open to all members of IGG, their families and the public – a real showcase of what Irish Girl Guides has achieved over it's 110 years of empowering generations of girls and young women.
- Professionally compiled and narrated, available online for the whole world to see! See you there!



LADYBIRDS



Hello Leaders,

We hope you are all keeping well! Welcome to the 2021 international edition of *Trefoil News*. This edition is coinciding with the WAGGGS World Thinking Day theme of Peacebuilding and our chosen activities can be done virtually with a little re-jigging. After the strange times that we have been through, this theme has come at a welcome time. We can all help the world to be a better place if we can make peace with ourselves and with others. We don't need to do anything big, as a small random act of kindness can be a sign of peace. Once you open your mind up to peace, you become more aware of others and create a peaceful environment whether it be at home, at school or in the workplace.

After all that we've been through, we hope that most Units can get back to meeting up this year and that we can take a small step in making the world a more peaceful place to be. If you are able to meet up and have a World Thinking Day ceremony this year, there are more ideas and tips in the WAGGGS World Thinking Day pack.

Yours in Guiding,
Ladybird Branch



PEACE

World Thinking Day Card for Peace

Materials:

- A4 white card (one sheet per Ladybird)
- pencils/colouring pencils/crayons
- used postage stamps
- glue/Pritt Stick

In preparation:

Ladybirds and Leaders will need to collect used postage stamps from Christmas cards. (Christmas stamps tend to represent peace and joy)

Introduction:

Discuss peace with the Ladybirds and that it means to be kind to one another and to be friends. Peace is the opposite to fighting. It is calmness, tranquillity and serenity. World Thinking Day is a good time to share peace with other Ladybirds across the world. Explain symbols of peace to the Ladybirds. Examples include doves, an olive branch and the colour white.

Instructions:

1. Fold the A4 card/sheet in half to make a card.
2. The Ladybird should write the word 'peace' in big letters across the front of the card.
3. Allow each Ladybird to glue the stamps in the outline of the word 'peace'.
4. On the inside of the card the Leader should write 'Happy World Thinking Day, From (add Ladybird's name and name of Unit). You could ask the Ladybirds to write in their own first name.
5. The Leader can arrange for this to be sent to another Ladybird Unit abroad if possible.
6. Another option would be to have the front of the card designed with a dove with an olive branch in its mouth.

Badge link: [Grow Compulsory Challenge No. 5](#)

Peace Wreath



Materials:

- coloured paper
- pencils
- glue
- scissors
- print-out of different flags from different countries

Instructions:

1. Ask the Ladybirds to draw out their hands on different coloured paper and cut them out. If it is safe to do so, you could let the Ladybirds swap their hands to ensure that their wreath is inclusive and contains every Ladybird's hand.
2. Ask the Ladybirds to place their cut-out hands in a circle to create a wreath. Glue one hand on top of another to ensure the wreath is complete.
3. Ask the Ladybirds to cut out their mini flags and to glue a flag onto each hand.
4. When all the wreaths are complete, ask the Ladybirds if they recognise any of the flags and if they can say something about that country. Make sure you have some facts ready about the countries that you have selected.

With my Own Two Hands

Sticking with the theme of peace, you could sit in a circle and ask the Ladybirds what they could do to help make peace in their environments. You could give suggestions like holding a door open for someone, making someone smile or doing a good turn. Once all the Ladybirds have given a suggestion, it's time to put their words on paper.

Materials:


- an A4 piece of card for each Ladybird
- a cut-out of the poem 'With my Own Two Hands', one for each Ladybird
- pencils
- Pritt Stick
- colouring pencils or crayons

Instructions:

- Give each Ladybird a piece of card and ask them to draw both their hands on the card, leaving a gap in the centre for the poem.
- Next, the Ladybirds will need to glue their poem to the page.
- Underneath their poem and hands, they can write down how they can help to make peace in the world.
- Once they have finished, they can colour in their hands and the page as they see fit.

Poem:

*I can change the world
with my own two hands,
Make a better place
with my own two hands,
Make a kinder place
with my own two hands.*



Valentine's Wreath

Valentine's Day

As we get closer to Valentine's Day, hearts begin popping up everywhere and the world seems to become covered in red, pink and purple. There are so many fun Valentine's Day activities for children and we have provided you with some ideas that the Ladybirds can use to create their own Valentine's Day craft for someone special to them.

Materials:

- love heart templates on strong card (you can reuse cardboard boxes here), one for each Ladybird
- coloured wool
- small rectangular blank cards for gift tags
- pencils
- hole punch

Instructions:

1. Give each Ladybird their own cardboard template.
2. Let the Ladybirds decide what colour they want to use to decorate their wreath. This does not have to be limited to one colour.
3. Let the Ladybirds wrap the wool around the template in their own style.
4. You can have the gift tags pre-punched whilst the Ladybirds are decorating.
5. When the Ladybirds have finished wrapping their hearts with wool, let them write a message or a special person's name on the gift tag.
6. Using a small piece of wool, attach the gift tag to the heart and you have a finished handcrafted gift for someone special.





Valentine's Family Tree

**Materials:**

- an A4 white card, one per Ladybird
- multiple sheets of brown, pink & red paper
- pencils
- scissors
- Pritt Stick
- heart stencils (optional)

Instructions:

1. Giving each Ladybird a piece of card, ask them to
2. write their name on the back of their card.
3. Give each Ladybird a sheet of brown, red and
4. pink paper.
5. Show the Ladybirds that they can make their tree
6. however they wish it to be; it can be as thick or as thin, or as tall or as small as they like.
7. You can pass around stencils or you can let the Ladybirds make their own love hearts.
8. The Ladybirds will have to glue their tree to the card first and then glue on their hearts as leaves on the tree.
9. When they have finished gluing everything to the page, they can write the names of the people who they love on their hearts.
10. The most important step here is to recycle any leftover paper in the recycling bin.

Shrove Tuesday / Pancake Tuesday

Shrove Tuesday is a term used in Ireland, the United Kingdom, Canada, the United States and Australia for the day before Ash Wednesday. Ash Wednesday is the first day of the Christian season of prayer and fasting called Lent. On Shrove Tuesday, people traditionally cook and eat pancakes. The reason for this was to use up foods such as fat, eggs and milk before Lent. It is also called Pancake Tuesday or Pancake Day. In some other countries, such as the United States, it's called Mardi Gras.

Mardi Gras

Mardi Gras (French for Fat Tuesday) is a festival which spread from France to its colonies hundreds of years ago. It's held the day before Ash Wednesday, signifying the end of the carnival season and the start of Lent. It's celebrated in many cities and towns in France, especially those with large Catholic populations, and also around the world including the most famous carnival in New Orleans, USA. During Mardi Gras, almost everyone takes part in celebrating with lavish parades and parties. Some people eat the traditional pancakes as well as pastries called King's Cake, Hot Cross Buns and thick sugar cookies.



Campfire Pancakes

(Leaders help will be required as the pan gets very hot!)

Ingredients:

- cup of white flour (sieved if possible)
- cup of milk
- 1 large egg
- cooking oil
- caster sugar and lemon juice (optional)
- jam (optional)

Materials:

- mixing bowl
- whisk (or two forks held together, slightly apart)
- non-stick frying pan

**Instructions:**

1. Mix all the ingredients into a bowl and whisk them.
2. Heat a little oil on a non-stick frying pan.
3. When oil is hot, add some of the mixture, turning the pan to distribute the mixture.
4. As soon as the mixture is solid, turn the pancake over to cook it on the other side.
5. Serve the pancakes straight from pan, with caster sugar and lemon or jam. Yummmmy!



For fun, keep one pancake back to practice your pancake flipping when the frying pan has cooled down.

Enjoy!

MARDI GRAS MASK



Materials:



- crayons (or other colouring supplies)
- scissors
- glue
- a hole punch
- some string
- mask template (below/OGM)

In preparation:

Copy the mask template (below) with all the extra pieces onto card and print a card for each Ladybird to colour in.

Instructions:

1. Give each Ladybird a card with the mask template and extra pieces and let them colour them in however they like. You could remind them to include the special colours of Mardi Gras - green, purple and gold.
2. When colouring is done, cut out each mask and the extra pieces and let the girls decorate the masks further by sticking on the extra pieces they've coloured in. There are feathers, pretend gems and flowers that the girls can use to make their own unique Mardi Gras mask. Leaders, if you have the materials, you could give the girls some craft feathers or flowers or little gems and other fun embellishments to really make their masks sparkle.
3. Use the hole punch and add string to make the mask ready to wear.





BROWNIES



Dear Brownie Leaders,

Happy New Year from the Brownie Branch Committee. We hope this year will be filled with exciting Guiding events and activities for Brownie Units around the country. In this edition of *Trefoil News* we have included some ideas as to how you might look at celebrating World Thinking Day this year. The traditional Brownie Branch Quiz will be going online as a family quiz this year so please keep an eye on your emails and all the Irish Girl Guides' social media for further details.

Brownie Branch

World Thinking Day 2021 Theme: Peacebuilding

The theme for World Thinking Day this year is Peacebuilding. The supporting WAGGGS activity pack, Stand Together for Peace, will help you to plan how to explore and consider peacebuilding.

Through taking part, Brownies will be introduced to the idea of peacebuilding. They will develop an understanding of what peace is, explore conflict (and how to resolve it) and then examine how our own individual choices and actions can promote peace at all the different levels of our lives.

To earn the World Thinking Day badge, you firstly need to set up your Unit's 'safe space'. This means that, as well as following the current Covid-19 safety guidelines, your Unit agrees to respect confidences and opinions of everyone. By promoting an approach of kindness and inclusiveness, everyone will benefit more from the activities.

Next, you need to complete one activity from each of the three areas: 1) stand strong; 2) stand up; 3) stand together. The activity pack provides many activities for each section. These include age bracket suggestions and tips on which meeting setting they are best suited to (in person or virtual).

Section 1: Your Unique Potential

Materials:

- pen/pencil per Brownie
- a sheet of A4 paper per Brownie

If the meeting is to be held online, Brownies should be asked in advance to have pens/pencils and paper ready.

Introduction:

Read this piece aloud to the Unit before beginning.

We all have unique skills and perspective (ways of seeing the world). In other words, we each have unique potential. We are going to explore some of the unique potential that each of us offers and how we can use this potential to create an inclusive community inside and outside of Brownies.

Instructions:

1. Ask the Brownies to think about three positive things that people would say they contribute/bring to a group.
2. Then discuss the following: How would each of the following groups complete this sentence about you? *'We can always count on (YOUR NAME) for _____, _____ and _____.'*
 - your friends when you were about five years old/in Junior Infants
 - your Brownie Leaders
 - the Brownies in your Six
3. The Brownies then all write their name

LAUGHTER KINDNESS FUN CARE

- on a sheet of paper and place the paper on the floor/ground in the hall/outside.
4. Give the Brownies two minutes to write one word on other Brownies' sheets of paper to say what they bring to the group.
5. In their Sixes, the Brownies can then act out one of the contributions they think best describes them and act it out silently for the group. Their Six can guess what the contribution is.

*If the meeting is taking place online, you can ask the Brownies to hold up a sheet of paper with the word written on it during your meeting.

Source: https://duz92c7qaoni3.cloudfront.net/documents/1_ENGLISH_Stand_Together_For_Peace_WTD_2021_Activity_Pack.pdf

SONG SMILES HELP FAIRNESS

JOY CREATIVITY FRIENDSHIP

Section 2: Stand Up

For virtual meetings, show the Unit photographs/images of conflict situations. The whole group can then discuss them together.

Resolving Conflict

This activity will encourage Brownies to think about how to resolve and avoid conflicts.

Instructions:

1. The group is split into small groups who think of a conflict they have witnessed (personally, on TV etc.) or been involved in recently.
2. Each group then decides upon a freeze frame to illustrate this and present to the other groups in turns. The freeze frame should show a single point during the conflict.
3. Those observing then attempt to guess what the conflict is and who it is between.
4. When this has been guessed correctly or

revealed, they then think of ways in which the conflict could be resolved with each Brownie giving their character's view of the solution. This may continue until a mutually beneficial solution is reached. Brownies can then be encouraged to think about how the conflict could have been avoided. This continues until all groups have performed.

Debrief:

- What was common to the conflicts?
- What was common about the resolutions?
- Is it better to resolve conflict or avoid it all together?

Section 3: Stand Together

This activity can be easily modified and played at a virtual meeting. By asking a small group of Brownies to remain muted for a short while (therefore excluding them from the chat), you can generate a discussion of how this exclusion felt.

Exclusion Game

Discuss ways of including everybody in Brownies and how we can ensure no one is left out.

Materials:

- printed out role play cards
- coloured dot stickers

Introduction:

This game will give girls an idea of what it's like to be from different social groups in society and to be aware that some groups in society are excluded for no real reason and maybe feel what it's like to have a great deal of power and to feel what it's like to be excluded.

Instructions:

1. Divide the Brownies into three different teams of equal size. Do this by putting different coloured dots on the girl's foreheads.
2. Each team is given a role card. The team must then get into this role and do what is stated on the card.
3. There are three rounds altogether and the teams swap roles for each round. Each of the teams gets to experience playing the three different roles.
4. After each round ask the girls what happened.

Debrief:

At the end of the three rounds, ask:

- How the girls felt in the different roles?
- Did things change as the activity went on?

Ensure the Brownies are comfortable with the activity and that they understand that it was a role play. Explain that the group is leaving the game behind and going on to discuss what it can teach us about real life.

- Can they relate their experience during the game to everyday life?
- Have they ever experienced exclusion?
- Who might they think are excluded in Brownies or in Ireland?
- How can we ensure that we don't discriminate against people?
- Are there any changes that could be made to stop exclusion?

This activity can create a lot of emotion and needs thorough debriefing. Depending on the age of the girls and the impact of the activity, don't spend too much time on the role play rounds and monitor the girls' feelings.

Badge link: [Brownie Healthy Friendships](#)
Source: Irish Girl Guides Outreach Pack



Global Promise Activity

Once you have completed your Stand Strong, Stand Up and Stand Together sections, you can make your Global Promise activity as personal to your Unit and meeting setting as you would like.

Here you renew your Promise and your commitment to building peace and shaping a positive future. As Girl Guides we share a set of unique values that help us to live with purpose to make the world a better place. It may be nice to select a short piece to read to close the ceremony.

You could read this story, *The Crayon Box that Talked* →

The Crayon Box that Talked

While walking in the toy store the day before today,
I overheard a crayon box with many things to say,
'I don't like red' said the orange, and green said 'Nor do I',
And no one here likes yellow, but no one knows just why.
'We are a box of crayons, that doesn't get along.' Said Blue to all the others, something here is wrong.



Well, I brought that box of crayons and I took it home with me,
And laid out all the colours so the crayons all could see.
They watched me as I coloured, with red and blue and green,
And black and white and orange, and every colour in between.


They watched as green became the grass, and blue became the sky,
The yellow sun was shining bright on white clouds drifting by.
Colours changing as they touched, becoming something new,
They watched me as I coloured, they watched until I was through.

And when I'd finally finished, I began to walk away, and as I did the crayon box, had something new to say.

'I do like red' said orange, and green said 'so do I',
And blue you were terrific, so high up in the sky
'We are a box of crayons, each one of us unique,
But when we get together, the picture is complete.'

Badge link: **Brownie Cultural Diversity Option 4**

Book Poster



Materials:

Materials will vary for each Unit and depending on whether the meeting is taking place face-to-face or virtually

- colouring supplies
- paper/card

Introduction:

Explain to the Brownies that World Book Day is taking place on 4 March this year.

Instructions:

1. The Brownies are going to design a poster displaying the characters from one of their favourite books. If they don't have a favourite book, they can pick a fairy-tale.
2. Distribute the supplies to each Six and allow them to decorate their poster. If the meeting is taking place online, the Brownies can have their posters completed before the meeting and show the rest of the Unit during the online meeting.
3. The Brownies can then discuss, face-to-face or virtually, their favourite book with each other.

Some questions to get the conversation started could be

- What is the title of the book?
 - What is the book about?
 - What characters are in the book?
 - Where does the story take place?
 - Is it a funny/sad/happy book?
4. For extra excitement, the Brownies could also dress up as their favourite book character.





International
Women's Day
8 March 2021

Theme:
#ChooseToChallenge



A challenged world is an alert world.

Individually, we're all responsible for our own thoughts and actions - all day, every day.

We can choose to challenge and call out gender bias, discrimination and stereotypes.

We can choose to seek out and celebrate women's achievements.

Collectively, we can create an inclusive and more gender-equal world.

From challenge comes change, so let's all choose to challenge.

International Women's Day Activities

1 Select a country other than the Republic of Ireland. Research what life is like for young people in that country. Create a timetable that shows a day in the life of a girl in the country and another that shows a day in the life of a boy in the country. Compare the activities of each gender and describe what you notice.

On a sheet of paper, draw a picture of each of the following occupations

- Nurse
- Doctor
- Garda
- Scientist
- Astronaut
- Politician
- GAA Player
- Teacher

Compare your drawings to those of your Unit. See how many people drew women and how many people drew men for each occupation.

2 Think about a woman or girl who is a strong role model for you. Write a letter to the person, explaining what you admire about them and how they inspire you.

3 Draw a flower with eight petals. On each petal ask girls to write down one word that describes girls and women. Draw another flower with eight petals and ask girls to think of a woman in their lives and ask them to write one word in each petal that describes that woman. Compare results.

International Women's Day Facts

The United Nations officially adopted International Women's Day in 1975. Although, the first International Women's Day gathering was held in 1911.

Purple, green and white are the colours of International Women's Day:

- purple symbolises justice and dignity
- green symbolises hope
- white symbolises purity

The colours originated from the Women's Social and Political Union (WSPU) in the UK in 1908.

International Women's Day Charities of Choice

The International Women's Day organisation supports charities every year and, since 2007, WAGGGS has been one of their charities of choice.

Did you know?

- Globally, women make up less than 25% of people in national parliaments worldwide.
- Of the world's 774 million illiterate adults, two thirds are women.
- Less than 40% of countries provide girls and boys with equal access to education.

The main aims of International Women's Day are:

- to celebrate the achievements of women around the world
- to encourage action on issues of gender equality
- to empower women and girls around the world

Sources:

<https://www.internationalwomensday.com/theme>

UNESCO

<https://www.uhi.ac.uk/en/learning-and-teaching-academy/events/international-womens-day-2021/>



North East Region

GUIDE	UNIT	LEADER
Katie Mooney	Ballybay	Olwyn Williamson
Sarah Mooney	Ballybay	
Lisa Smyth	Ballybay	
Ciara McPhillips	Ballybay	Ruth Heeney
Siobhan McCullough	Boyne Valley	
Sophie Burke	Cú Chulainn	
Jessica Hevey	Cú Chulainn	
Hayley Hughes	Cú Chulainn	
Ruby Mc Hugh	Cú Chulainn	Mary O Connell
Erin Kearney	Cú Chulainn	
Sarah Allen	Cú Chulainn	
Rachael Woods	Cú Chulainn	
Richael O'Neill	Dunshaughlin	
Lucy Boyle	Dunshaughlin	
Lacey Sherlock	Dunshaughlin	
Laragh Leonard	Dunshaughlin	
Kelly O'Reilly	Dunshaughlin	
Jane Brooks	Dunshaughlin	
Clodagh Young	Glyde	Mary McDonnell
Anita Hoey	Glyde	
Sarah Louise Milmoie	Loughcrew	Adrienne Denning
Emma O'Reilly	Loughcrew	
Bladhnaid Hughes	Macalla	Cathy Brennan
Aoife Vaughan	Macalla	
Lauren Sweeney	Macalla	
Holly O'Donnell	Macalla	
Aoife Kennedy	Macalla	
Tara Veale	Macalla	Sinead Crilly
Freya Ring	Milmount	
Roisin Smith	Milmount	
Aoife Darby	Milmount	Maria Taylor
Aoife Hardy	Monasterboice	
Stephanie Mc Guire	Mullagh	Pauline Turner
Elena Ryall	Mullagh	
Kathlyn Donegan	Mullagh	Anna Higgins
Lily Mae Farrell	Navan	
Kathlyn Brady	Navan	
Kate Keveney	Navan	
Lucy Martin	Navan	
Orla Grogan	Navan	Cathy Brennan
Aoife Smith	Trim	
Aoife Coombes	Tullyallen	Susan Coombes
Eva Fox	Tullyallen	
Eimear Halpin	Tullyallen	
Jessica Kells	Tullyallen	
Niamh Flanagan	Tullyallen	
Elsa Goodwin	Tullyallen	
Aoife Murphy	Tullyallen	

West & Central Midlands

GUIDE	UNIT	LEADER
Aoibheann Kelly	Ardagh	Joanna Pearman
Eliza Jane Pearman Howard	Ardagh	
Sarah Keenan	Ardagh	
Jean Kenny	Ardagh	
Katelyn Penrose	North Longford	Siobhan Coppinger
Sarah Coppinger	North Longford	
Niamh Costello	Sí Gaoith	Therese Joyce
Beabhin Hosty	Sí Gaoith	
Ciara Farrissey	Sí Gaoith	
Ciara Ni Dhomhnaill	Sí Gaoith	
Aoife Sessions	Sí Gaoith	
Katie Murphy	Sí Gaoith	
Aisling Lyons	St. Rynagh's	
Hannah Kenny	St. Rynagh's	

Mid West Region

GUIDE	UNIT	LEADER
Niamh Mulhall	Rathdowney	Carol Stanley
Anastasia Costigan	Rathdowney	
Rebecca Ryan	St. Bridget's	Catherine Cotter
Emma Pulis	Dolphin	Karen Hogan
Emma O'Sullivan	Dolphin	
Leah Prunty	Dolphin	Anne Marie Brady
Blaithin O'Connor	Dolphin	
Emma McCarthy	Grove	

South East Region

GUIDE	UNIT	LEADER
Amy Keating	Sleaty	Emily Yule
Sallyanne Matthews	Sleaty	
Lauren Costello	Seashell	Una Wafer
Sadhbh Finn	Seashell	
Sarah Glynn	St. Killian's	Adele Mealey
Niamh Nolan	St. Killian's	
Sadhbh Kelly	St. Killian's	
Sarah O'Gorman	St. Killian's	Mena Timoney
Saoirse McKeown	St. Bridget's	
Laura Molloy	St. Bridget's	

North West Region

GUIDE	UNIT	LEADER
Courtney Kilpatrick Scott	Convoy	Anne McElchar



South West Region

GUIDE	UNIT	LEADER
Amy Brett	Arbutus	Úna Clarke
Emma Brett		
Evie O Connor		
Julia Gornowicz		
Rhiannon Quirke	Ardilaun	Deirdre Henley
Amy Sheehan		
Gemma Munro		
Kirsten Bonnar		
Muireann O'Sullivan	Ardilaun	Majella Duggan
Natalia Raba		
Abbie Kavanagh		
Eilis Rooney Daly		
Katelyn Nagle	Barnagore	Mary H O'Connor
Cara Courtney		
Chloe O'Sullivan		
Clodagh Ahern		
Eimear Murphy	Boherbue	Marg McInerney
Ella Vaughan		
Leah O'Riordan		
Molly O'Sullivan		
Chloe Delea	Carrighdoun	Jackie Bogue
Lia Hegrum		
Molly McCarthy		
Roisin Goggin		
Ruby O'Duinn	Carrigtwohill	Christine Cronin
Laura Barry		
Leah Maher		
Sarah Barry		
Aoife O Donovan	Dunmanway	Heather Pabiou
Brianna McCarthy		
Eimear Collins		
Eimer Martin		
Amy O'Brien	Galtee	Liz Downes
Ellie Martin		
Niamh Finn		
Eve Corkery		
Jenna Gorman	Kinsale	Carol-Anne O'Reilly
Leah Kiely		
Maeve Casey		
Rebecca Day		
Sadie Murphy		
	Marian	Jennifer Walker

South West Region (continued)

GUIDE	UNIT	LEADER
Angela Sara Philip	St. Barbara's	Rose O'Shea
Anne O'Donovan		
Josephine Gea Duffy		
Niamh Fleming		
Tara O'Brien	St. Barbara's	Áine Bulman
Thalia Greaux		
Hannagh Rigney		
Jessica Griffin		
Amy Kirkby	St. Peter's	Caroline Moriarty
Catherina Scott		
	Torc/St. Mary's	Ann O'Connell

Eastern Region

GUIDE	UNIT	LEADER
Tilly Keating	Ballyroan	Anne McPartland
Sophie Gorman		
Shauna Bradley		
Sarah Fallon		
Monica Keogh		
Maria Williams		
Elizabeth Murphy		
Elizabeth Lane		
Mayah Costello		
Roisin Hewitt		
Niamh Mahony	Bray	Mary Byrne
Kate Keane		
Cara Sexton	Centenary	Rachael Howe
Anna Hanlon		
Emma McCarthy	Dun Olaf	Aoife Tonge
Makayla Bradley		
Elizabeth Crumpton	Edenderry	Laura Pentony McKeon
Katie Jackson		
Lucy Jones		
Gemma Murphy		
Meline Dingreville		
Sophie Gallagher		
Lou-Lou Dunleavy	Howth	Mary Clarke
Claire O'Hara		
Karina Walsh	Newbridge	Lesley Goldsmith
Clodagh Reville		
Dearbhla O'Connell		

Eastern Region continued overleaf...





Eastern Region (continued)

GUIDE	UNIT	LEADER
Zara Gannon	Lakeside	Rebecca Campbell
Amy Carty	Lakeside	
Ellie Brennan	Lakeside	
Laura Melhorn	Lakeside	
Ella McCarthy	Lakeside	
Hannah Kelly	Lakeside	
Isabella Burke	Lakeside	
Katie Burns	Lakeside	
Orla Carroll	Lakeside	
Emily O Reilly	Lily	Aoife White
Zara Kennedy	Lily	
Jessica Cullagh Collins	Lily	
Blessing Soyele	Lucan	Jenna Goodwin
Aoife Murtagh	Lucan	
Deirbhile Woods	Rathfarnham	Orna O'Brien Woods
Sarah Fitzgerald	River Valley	Breda Cunningham
Searlait O'Connell	Sallins Railway	Lorraine Powell
Ciara White	Tir na nÓg	Roisín Mills
Rachel Murphy	Tir na nÓg	
Emily Kelly	Tir na nÓg	
EmmaMay Lawlor	Tir na nÓg	
Lola Jordan Beristain	Tivoli	Gill Buckley
Amélie-Rose Tiernan	Tivoli	
Melisende Duignan	Tivoli	
Sally James	Tivoli	
Sophie Cooke	Tivoli	

Now that you're a warranted Leader with IGG, have a read of **Leading the Way**, an essential resource for Leaders. It's available in the Leaders' area of the IGG website, under 'Publications'. **Assistant Leaders** will find guidance on becoming a fully warranted Leader, and **Leaders** will find guidance on further training options for up-skilling, keeping up-to-date and networking with other Leaders.

WARRANTS ISSUED BETWEEN 10 NOVEMBER 2020 & 18 JANUARY 2021

ASSISTANT LEADER WARRANTS

NAME	UNIT	REGION
Emily Cazzini	Centenary Guides	Eastern
Majella Stafford	Centenary Guides	Eastern
Evelyn McDaid	Rathmichael Brownies	Eastern
Antoinette Burke	Blessington Guides	Eastern
Anna Forde	Greystones Brownies	Eastern
Sarah Shevlin	Dundrum Brownies	Eastern
Sarah Wallace	Dundrum Brownies	Eastern
Jill Connor	Dun Olaf Guides	Eastern
Samantha Owens	Greystones Brownies	Eastern
Alison Hyland	Greystones Brownies	Eastern
Caoimhe Guinnane	Ennis Senior Branch	Mid West
Kate Mahony	Siamsa & Allín Brownies	South West
Geraldine O'Halloran	Mangerton Guides	South West
Phoebe Hadden	Crosshaven Guides	South West
Joanna Isabel Espinosa Gomez	Bishopstown Ladybirds	South West
Connie Cotter	Lee Valley Ladybirds	South West
Maire Lillis	Longford Ladybirds	WCM

LEADER WARRANTS

NAME	UNIT	REGION
Emily Cazzini	Centenary Guides	Eastern
Sarah Wallace	Dundrum Brownies	Eastern
Nikki Brangan	Pinewood Brownies	Eastern
Aoibhe Conway	River Valley Ladybirds	Eastern
Anna Forde	Greystones Brownies	Eastern
Catherine Rafferty	Celbridge Liffey Guides	Eastern
Ruth Gillanders	Dundrum Brownies	Eastern
Fiona Ennis	Celbridge Brownies	Eastern
Ann Foudy	Ennis Guides	Mid West
Kate Mahony	Siamsa & Allín Brownies	South West
Rita Carr	Dingle Ladybirds	South West
Ellen Collins	St. Barbara's Guides	South West
Avril Warren	Owenabue Brownies	South West
Fionnuala Murray	Pooka Brownies	South West
Meabh Lonergan	Owenabue Brownies	South West
Jacinta Bourke	St. Vincent's Brownies	South West



Outdoor Clothing Tips

Hi, from the Adult Training & Outdoors Committee (ATOC)!

We love seeing so many Units around the country getting out and about in the outdoors during this pandemic. Guiding has always been about enjoying nature, so it's fantastic that we already have this experience that we can share with our members to help them find safer ways to meet with their friends.

As you plan your outdoor meetings, please be sure to talk to girls and their parents about the importance of having the right clothing - remember that there's no such thing as bad weather, just bad clothing!

While we love seeing the girls in their uniforms at indoor events, cotton clothing is unfortunately not suitable for outdoor activities in the Irish winter. Cotton absorbs moisture, both from the rain and from our sweat when we are active, so it ends up making us colder. Hoodies can cause extra problems as they tend to be bulky around the neck meaning that, even if you have a coat over them, water will sneak in.


Instead, encourage the girls to wear synthetic or wool layers, ideally at least three layers - a base layer, a warm layer and a waterproof layer.

Many girls who play sports will already have a set of base layer clothing. Microfleece

tops which are thin but also warm are great and you can often pick them up cheaply in supermarkets. Waterproof coats, trousers and footwear are essential in Ireland.

Be sure to remind girls to tuck their neckerchiefs and ponytails inside their outer layers to avoid rain sneaking in and making them cold.

Hi-visibility clothing is also important for the next few months until the evenings



get brighter. You can order vests, armbands etc. for free from the Road Safety Authority at www.rsaorders.ie.

Stay safe and have fun in the outdoors!

ATOC

OUTDOOR CLOTHING BASICS

The secret to dressing for the outdoors is layering. The base layer is worn against the skin, a mid layer goes over the base, an insulating layer is next, and a shell layer is worn over everything. Layers are adjusted according to the season and conditions.

 Simple Layering System	 BASE LAYER	 MID LAYER	 INSULATING LAYER	 SHELL LAYER
	Synthetic tee shirt and undershorts for all seasons.	Synthetic or wool long underwear for cold conditions.	All-purpose layer that can be worn in any conditions.	Synthetic fleece pullover, jacket or wool sweater. Synthetic fleece pants for cool to cold weather.

Waterproof or Waterproof Breathable?

Basic waterproof rain gear works very well. The relatively small amount of moisture trapped inside a waterproof rain suit will be wicked away from the skin by the under layers, and you'll stay comfortable. Waterproof fabrics are less expensive.

 WATERPROOF COATING	Waterproof fabrics have an impermeable coating that does not allow water vapor to escape from the inside out, but still keeps the rain out.	 WATERPROOF/BREATHABLE COATING	Waterproof breathable fabrics are constructed with a permeable membrane that permits water vapor to escape from the inside out without allowing liquid water to penetrate from the outside in.
-------------------------------	---	--	--

What about Ponchos? Ponchos are awkward when doing just about anything other than sitting still. A waterproof jacket and pants are much more serviceable.

THE "SAFETY SUIT"

I know from experience a rain jacket, rain pants, and synthetic or wool long underwear tops and bottoms can keep you reasonably warm and safe in the worst kind of weather no matter what the season. **Carry these two essential layers on any trip.**

Cotton Kills

It may sound overly dramatic, but it isn't. Cotton is fine for dry, warm conditions but ideally dry and warm conditions are rare. It is much harder to stay dry and warm outdoors than most people think. Cotton holds moisture and moisture saps body heat. When the body loses heat faster than it can produce heat hypothermia sets in. At first, this is merely uncomfortable, but it can become serious medical emergency. Hypothermia can happen at temperatures well above freezing.

Synthetic or wool fabrics insulate even when wet and are strongly recommended for cold weather. In warmer weather, a synthetic base layer draws perspiration away from the skin and keeps you cool and comfortable.



GUIDES



Dear
Guide Leaders,

We wish you all a Happy New Year!

Since the WAGGGS World Thinking Day theme in 2021 is 'Stand Together for Peace', we have selected activities from each of the three sections in the WAGGGS' pack to enable your girls to work towards gaining this badge. The three activities we are highlighting will all work in an online meeting.

Over the last ten months, we are all getting used to using online platforms to run meetings so have a look at our IT Corner, where you can pick up the skills needed to run an online quiz for your Unit.

We hope you all have a peaceful and happy World Thinking Day.

Guide Branch



WTD Activity 1: Memory Coin

Aim:
Plan how you can support peacebuilding locally and fundraise for the World Thinking Day Fund.

Materials:
A coin from your local currency.

- Instructions:**
1. Looking at the year printed on your coin, work out how old you were when this coin was printed.
 2. What is your most vivid memory from that year? If you cannot remember anything, think about what you may have been doing when you were this age. What did you like to do? What was your favourite food?
 3. Capture your thoughts by writing it, drawing it or sharing with your group.
 4. Now consider what would have made your life more peaceful at that time? Name one act of peace.
 5. As a Girl Guide, you have the power to build peace by doing a good turn every day. What good turn or act of peace could you do now, that would have helped the younger you?

WTD Activity 2: Decoder

Aim:
To explore how messages in the media can be a tool or obstacle for peacebuilding.

Materials:
Selection of media: • newspaper
• magazines
• films/trailers
• songs
• posters..
• access to internet

- Instructions:**
1. Choose a source of media or pop culture such as:
 - lyrics or audio of a popular song
 - a poster or trailer of a film
 - a tabloid newspaper article about people
 - a social media advertisement
 2. Spend five minutes reading, listening to or looking at your media source and answer these questions:
 - What is the main message?
 - How does it promote the inclusion of specific groups of people or the exclusion of others and their ideas? Does this bring people together or push people further apart?
 - Do you think this represents most of the media you listen to, read or see? Why?
 3. How do you think these messages help to build stereotypes of prejudice, or help to break them?
 4. Name one way you can decode media in the future so that it has less of an impact on your daily life.



WTD Activity 3: Women Peacebuilders

Materials:

Cards with pictures of inspiring women (available on OGM).

Instructions:

1. Select a card at random. This woman is now a Nobel Peace Prize nominee. If she has already won a Nobel Peace Prize, pretend she has not.
2. Imagine you are a member of the Nobel Peace Prize committee. The committee tries to all agree on the selection of the Peace Prize Laureate. When there is not a unanimous decision, the selection is decided by a majority vote.
3. You must convince your fellow committee members (everyone else in your group) that the person on your card deserves this Prize. Spend time preparing your pitch.
4. Each person in your group will have 45 seconds to convince the committee members to vote for the person on their card.
5. Look at your card and think about:
 - the steps they made to build a more peaceful world
 - the barriers and obstacles they overcame
 - the difference they made in the world
 - how they inspire you
6. Now that you have heard everyone's pitch, vote on which woman you feel should be the next Peace Prize Laureate.



Traditional New Zealand Craft *(information sheet overleaf)*

Materials:

- white air-dry clay or salt dough
- embroidery thread
- a copy of the Maori symbols information sheet (overleaf and available on OGM)
- toothpick
- paint
- clear varnish

Instructions:

1. Look at the Maori symbols information sheet together and read the different meanings.
2. Have fun trying to recreate these shapes in the air-drying clay or salt dough.
3. You can carefully stick a toothpick through the clay to create a hole to thread for necklaces if desired.
4. Once dry, paint and/or coat your pieces in clear varnish. Leave them to dry fully, thread embroidery thread through the holes and tie at the end to create a necklace.

Badge Link: [Guide World Guiding](#)

Sources: <https://www.familythemedays.com/new-zealand-crafts.html>
https://www.mountainjade.co.nz/blogs/news/traditional-maori-symbols-and-meanings-carving-ta-moko#rid_2kbbj5







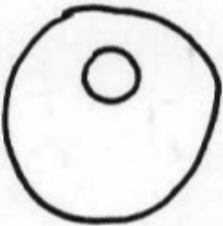

<https://www.bbcgoodfood.com/howto/guide/how-make-salt-dough-recipe>

Traditional New Zealand Craft continued...

Maori symbols information sheet

NEW ZEALAND: MAORI SYMBOLS

As you research New Zealand record your favourite facts on this chart.

<p>Koru (Spiral)</p> 	<p>Representing the unfolding silver fern frond, symbolizing 'going back to the beginning.' A symbol of hope, perfection, new life, personal growth, purity, nurturing, rejuvenation, peace, rebirth, and awakening.</p>	<p>Matau (Fish Hook)</p> 	<p>A fish hook of high quality would be a valuable possession for fishermen. A symbol of abundance, good health, prosperity, power, authority, respect for the sea. Also provides good luck and safety while traveling over water.</p>
<p>Pikorua (Single Twist)</p> 	<p>Representing eternal emerging paths in life. Symbol of the strength of the bond between two people, love, loyalty and friendship. People may take different paths in life but they will always be connected and shall return to each other.</p>	<p>Triple Twist</p> 	<p>Representing the bond between peoples and cultures, given as an offering of friendship between different tribes. Symbol of the three baskets of knowledge.</p>
<p>Toki (Adze)</p> 	<p>Representing an axe head. A symbol of strength, determination, control.</p>	<p>Tear Drop (Roimata)</p> 	<p>This is a stylized version of the toki. It is a comfort stone for healing, reassurance and positive energy. Symbolizes strength, power, pride and independence.</p>
<p>Circle (Porowhita)</p> 	<p>Representing the never ending circle of life and nature, the belief that life has no beginning and no end. Symbolizes a never-ending journey of discovery and rediscovery.</p>	<p>Maori Whale Tale (Muri Paraoa)</p> 	<p>Representing the support often shown by dolphins & whales to humans in distress. A symbol of protection, speed, strength, success, confidence, sensitivity, and the bond between human and animal. A good luck charm for safe passage over water.</p>



THE I.T. CORNER

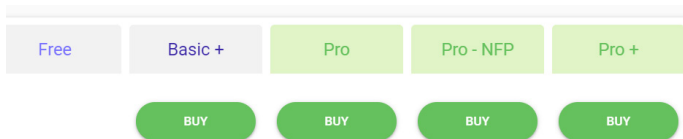
Welcome Leaders, to the International edition of *Trefoil News*...

In this edition we are going to look at how to build an online table quiz. This is a fun way to embed information in relation to world Guiding without swamping Guides with loads of paperwork.

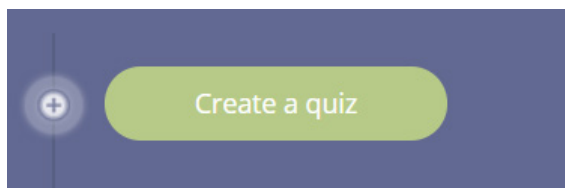
Using a free online platform such as www.myquiz.org, you can build your quiz and award points and even prizes if you wish. This can also be a fun end-of-year activity.

How it works

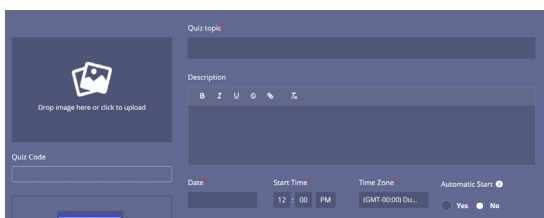
1 Open www.myquiz.org. Register for an account, either a basic (free) account or one of the premium accounts based on your requirements.



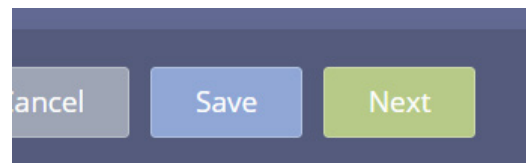
2 Once you've registered and set up your profile, it's time to set up your quiz. Click 'create a quiz'.



The homepage (below) allows you to personalise the quiz, add custom pictures and select time, date and whether you would like the quiz to automatically start at the set time. The homepage also allows for you to set customised points and a secret password that only the winners will receive. The advantage of this platform is that if two or more members end on the same points, the platform selects the winner from the person who answered the quickest.

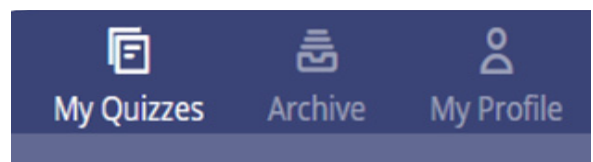


3 Once you are happy with your homepage, you can move on to set up your quiz questions by clicking 'next' at the bottom right-hand corner of the homepage.



4 The only drawback to the basic version is that it does not allow for you to set rounds. However, this is easily navigated around by setting the brake as a question and allotting a longer question review time and setting a neutral question such as carry on to round #X with the answer set to yes or by setting up several quizzes with set start times, each with their own unique quiz code.

5 You can edit your quiz at any time by logging in and clicking on 'my quizzes'. The quiz homepage will open and you can navigate to your questions by clicking 'next'.



WHY NOT DROP US A LINE...

Using our new Agony Aunt email address:
frazzledleader@gmail.com

Please start your email with: 'Dear Guide Branch'...

We will do our best to answer any questions or queries you may have about the programme, badge work or ceremonies. We welcome emails from Leaders across all Branches.



SENIOR BRANCH



Hey there Senior Branchers,

We hope you enjoy the activities we've got for you. Feel free to get creative with the challenges and let us know your Unit's spin on them!

We have decided to do a Q&A box in every *Trefoil News*, to answer all your questions about Senior Branch. Any questions on programme, uniform, events, send them into us via social media or our Welly email address, all of which are listed below.

A BIG BIG welcome to new members who have moved up from Guides. We thought we'd start out with reminding you of the different pathways available to you as a Senior Branch member. Unlike other Branches, Senior Branch is self-led with guidance from your Leader. Be sure to stay up-to-date about opportunities by following Senior Branch on social media.

We will also be hosting monthly virtual online meetings - keep an eye out for more details.

Senior Branch Committee

Facebook:
www.facebook.com/senior.branch

Email:
thewellysb@gmail.com (general)



Facebook:
Senior Branch



Instagram:
#seniorbranch



Snapchat:
sbweekend



Twitter:
@senior_branch

Where to then??

Pathway A Overall Awards

- Bronze Star Award
- Silver Moon Award
- Golden Sun Award

Pathway B Specialised Area Pins

- 6 Bronze Specialised Area Pins
- 6 Silver Specialised Area Pins
- 6 Gold Specialised Area Pins

Pathway C Interest Badges

- Ladybird Badges
- Brownies Badges
- Guide Badges



Senior Branch Choice Challenges

Change Adventure

#3 - Complete a 'secret service'.

Do something for your local community, like litter picking at your local beach or park.

#4 - Profile a person who has shown great courage in their lives.

We have so many people to look up to, we would love to see who you choose. Let us know via our Instagram #SeniorBranch !!

Outdoor Adventure

#1 - Go on a nature trail or scavenger hunt with another Unit.

We challenge you to make an outdoor nature collage of the IGG trefoil flag out of natural materials found around your garden. Don't forget to send us your photos!



Global Awareness Adventure

#1 - Investigate how your life is different from that of girls living in other parts of the world from you. What challenges do you each face? How is their life going to lead to different experiences?

What challenges does a 16 year old, an 18 year old or a 25 year old face in a different country? These don't have to be other Guiding members.

#2 - Discuss the health issues that are dependent on where you live in the world and how these issues lead to very different life experiences.

Other countries don't have the same health care as we do in Ireland. How would this affect you if you lived in a different country?

#3 - Design a plan to help nations communicate and understand each other better. You might research NATO, the UN and other international organisations to learn more.

We would love to see what you come up with. Please send your plans to us on any of our social media pages.

Guiding Adventure

#18 - Consider the way Guiding can exclude people and reflect on what is necessary to ensure that it remains inclusive.

We experience difficulties in all matters physical, mental and emotional. Putting yourself in someone else's shoes, what changes would you like to see?

#25 - Identify ways countries have cared for their citizens. Compare a number of countries or cultures and how they care for their citizens. How has Guiding supported citizen care over the years in different countries?





GAISCE THE PRESIDENT'S AWARD

South West Senior Branch

President's Award Achievements

Nine Senior Branch members in the South West Region were recently presented with their President's Awards by the Regional Commissioner, Deirdre Henley.

Lorna O'Connor, Aisling O'Sullivan and Vera O'Riordan received the Silver Award.

Laoise O'Callaghan, Charmaine Ngwenya, Emer O'Connor, Samar Alloush, Andrea Cotter and Omowunmi Akinde received the Bronze Award.

Community service challenges included helping with the local Ladybird Unit, running meetings and camps for the local Guide Unit, working in the NCBI charity shop, visiting the elderly, helping young mothers with childcare, sitting on the Green Schools Committee and chairing UCC's Young Fine Gael Society meetings.

Physical recreation included running, yoga, cycling, dance, walking, horse riding and sailing. For their personal skills, the girls learned app development, photography, baking, computer programming, art and music.

The adventure journeys saw Senior Branchers hiking and cycling over five days in counties Tipperary, Waterford and in the Burren, Co. Clare. When we could no longer travel long distances in groups in 2020, Gaisce gave us the Adventure at Home Journey option and the girls continued their hikes using their homes as the base. They hiked the required distances during the daytimes, cooked meals for their families, added in extra programme challenges and slept out at their own homes.

**Congratulations
to all of you!**

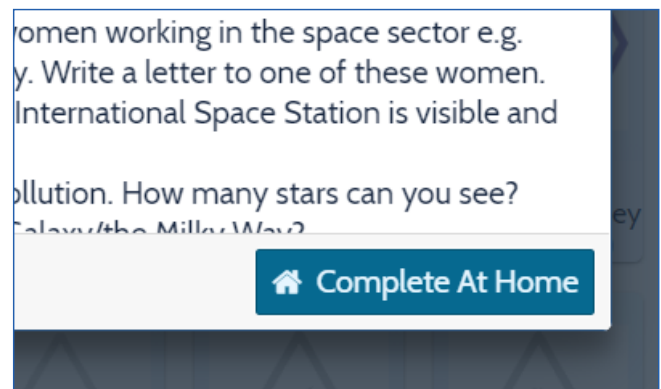


Badges at Home Help Sheet for Girls

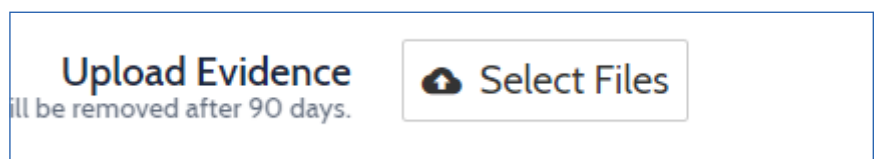
Open the link for 'Badges at Home' and the badges homepage will open with most badges in grey. Scroll down to the title of the badge - in this example, the Guide Space badge - and it will have a grey house logo in the top right-hand corner.



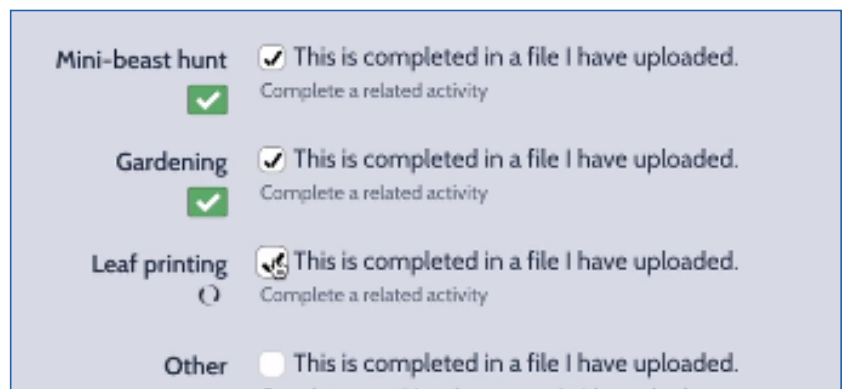
Click on the badge, it will open the requirements for completing the badge, and then click the 'Complete at Home' button.



Once you are ready to upload your evidence, click 'Select Files'. You can also add a comment for your Leader at the end of that page.



Once you have uploaded your evidence, you can tick which sections you believe you have completed.



NOTE: Please make sure you keep a copy of all your badge work, as uploads clear after 90 days.



International News

International Quiz

To celebrate World Thinking Day, the International Committee will be running an International themed quiz online on the eve of World Thinking Day, Sunday 21 February, for IGG members and their families. More details to come in the New Year.



Save the date...
World Centres virtual programme opens for booking on 18 Jan.



Get to know your International Committee

Aisling Claffey - Assistant International Commissioner

My name is Aisling Claffey, I'm from Carrigaline in Cork and I'm the Assistant International Commissioner. I'm a Leader with Ladybirds, Guides and Senior Branch in Carrigaline. I have been on the International Committee for the last eight years, previously holding the position of Senior Branch/International Rep. I have been fortunate enough to have had some fantastic international opportunities, from attending The Academy and the European Region Conference to volunteering at Our Chalet. The international aspect is my favourite part of Guiding. There is something special about meeting others that are part of this worldwide Movement and sharing experiences with each other.



in Greystones, Co. Wicklow and a member of the Cottage Committee looking after the National Memorial Cottage in Enniskerry. In 2015, I joined the International Committee as a Rep for Eastern Region and I'm currently acting as Secretary. I enjoy camping, the outdoors, travelling and, with IGG, I've been to Serbia, Czech Republic, Austria, France and the Isle of Man.

Gillian Finan - Treasurer

My name is Gillian Finan. I'm a teacher and I've been involved in Guiding since I was a Brownie (too long ago to mention). I run a Ladybird Unit in Newbridge. One of my greatest Guiding achievements was completing the Explorer Belt in Sweden in 2006 and I look forward to helping girls and Leaders create memories like this around the world.



started in IGG at the age of six and have been a Leader with Centenary Guides in Dundrum for the last six years. Outside of Guiding, I'm in my third year studying Environmental Sciences in Trinity College and I enjoy hiking, cooking and yoga.

Naomi Keays - Mid West Rep

Hi everyone! I'm Naomi and I'm your Mid West Rep on the International Committee. I started off as a little Ladybird all those years ago and I'm still going strong. I love all things travel-related and want as many girls as possible to experience the wonder that is international Guiding. I'm a scientist by day and I enjoy Crossfit, hiking and drinking an unhealthy amount of tea in my free time.



Sandra Byrne - Secretary

I have been involved in IGG since my days as a Brownie many years ago. I'm a Guide Leader and District Commissioner



Katharine Woods - Eastern Region Rep

I'm Katharine and I'm the Eastern Region Rep on the International Committee. I



Mary O'Connell - North East Rep

Hi, my name is Mary and I'm from Dunshaughlin in Co. Meath. I'm your International Rep for the North East Region. I was a Guide when I was younger and was





Get to know your International Committee continued...

brought back to Guiding by a neighbour who asked me if I would come to a Ladybird meeting for one night. I'm still here eight years later! I moved from Ladybirds to Brownies to Guides, where I'm still a Leader now, as well as with Senior Branch. Guiding has brought me all over, from Camp 101 and IGGNITE to many international trips including to Germany, Scotland, the Isle of Man, Our Chalet in Switzerland and, the highlight of my time in Guiding so far, Sangam World Centre in India. Guiding has given me the most amazing lifeskills and experiences that have made me the teacher I am today.


Siobhan Coppinger - West and Central Midlands Rep

Hi, my name is Siobhan Coppinger. I'm the International Rep for West and Central Midlands Region and District Commissioner in North Longford. I run the Brownie and Guide Units there and, currently, I'm going for my trainer's bar with IGG. I joined IGG in 2016. Volunteering for one hour a week appealed to me so I established a Brownie Unit in North Longford. We started with 16 girls and now have almost 80 girls over four Units in Ladybirds, Brownies, Guides and Senior Branch. That hour has extended just a little too! If anyone has any questions about anything international, please ask and I will try to find out the answer. I can be contacted at northlongfordguides@gmail.com



Irene Donnelly - North West Region Rep

Hi, my name is Irene Mitchell Donnelly and I'm the International



Rep for North West Region. I'm also a District Commissioner and a proud Brownie Leader with Tireragh Unit in Co. Sligo.

Laura O'Sullivan - South East Region Rep

Hi there, I'm the South East International Rep. I'm a Leader with Crystal Girl Guides and the Area Commissioner for Waterford. My favourite thing about Guiding is that it gives me the opportunity to meet so many different people around the world.



Lucy O'Donovan

I'm Lucy, I'm 26 and I've been in Guides since I was knee-high to a grasshopper. I'm currently a Guide Leader with Dun Olaf Guides in Dundrum (virtually) and with the Kinsale Ladybird Unit as I'm back home in Cork. I've visited three World Centres and worked in one, Pax Lodge in the UK, so I can't wait to visit all five some day and to experience the different cultures and food. I've had the privilege of representing IGG at different events over the last few years, so I'm thrilled to be able to sit on the committee to give others the same kind of opportunities and to help our younger members learn about Girl Guides around the world.



Sarah Canavan - National Youth Council of Ireland Rep

Hello, my name is Sarah Canavan and I'm the IGG Representative on the National Youth Council of Ireland's International Advisory Committee.



Basically, I'm the link between IGG and the NYCI for international matters. I'm also a Brownie Leader with Renmore Brownies and a Senior Brancher/Leader with Galway City Senior Branch. I joined the International Committee two years ago and it was the first National committee I joined. I was nervous at first as I didn't know what to expect, but I've learned so much about the international side of Guiding. I've loved every second of my time on the committee and I would highly recommend joining a committee if the opportunity arises.

Sarah O'Donovan - Senior Branch Rep

I'm Sarah and I'm the Senior Branch Rep on the International Committee. I'm a Guide and Senior Branch Leader in Cork and I work as a nurse. In my free time, I love to play rugby and all other forms of sport. I enjoy camping and all things international and I'm looking forward to the next adventure.



Nicki Cumiskey - Communications Rep

My name is Nicki and I'm the International Committee's Communications Rep. I'm a member of Dundalk Senior Branch and I currently study at NUI Galway. I've been a member of IGG for only a few short years now, have loved every minute of it and can't wait for the many adventures in the future.



* South West Region is currently in the process of filling their Rep vacancy on the Committee.

The Academy Group Blog



As a group, we were delighted to be chosen to represent IGG at The Academy. This conference is usually held in a faraway country, but not this year. We missed out on the early morning breakfast at the airport, the late-night chats and the face-to-face meetings. Instead, we had a week with 42 hours on Zoom filled with learning sessions, peer groups, panel discussions, projects and networking. You can watch the opening ceremony here <https://youtu.be/fOagXzjKSFU>, and this was just the 'start' of an incredible week. Here are some highlights from our favourite sessions of The Academy 2020.

Carol O'Brady

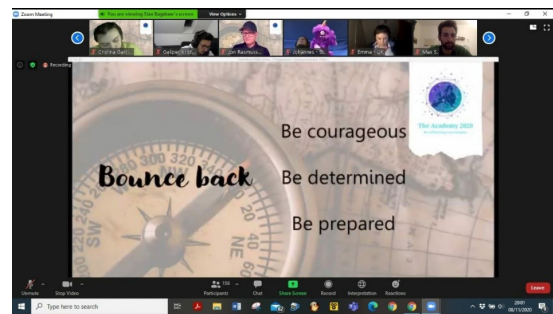
I found the 'Inclusion and Covid-19; leaving no one behind' session extremely relevant as it focused on how existing and new members can still access the Guiding programme at home. We discussed balancing the issues of members being excluded with the move online and the fact that many have benefitted from the new approach. We are at risk of leaving behind existing and new members as we adapt to the new normal or return to face-to-face Guiding. We looked at ways to ensure we are being actively inclusive.

Jessica Woods

In the 'Managing communications in a crisis' session, we learned the ten Rules of Crisis Communications including real-life examples. The final thought was to never panic and to stop, think and call someone before you act or speak on behalf of the organisation.

The session on 'Mental health and well-being' focused on the Covid-19 crisis and its negative effect on our youth. The information shared was quite intense and covered depression, self-harm and anxiety. After attending, I feel much more capable of recognising the early warning signs using 'FACE' as an observational tool.

- F ocus on what is in your control.
- A cknowledge your thoughts and feelings.
- C ome back into your body and connect.
- E ngage in what you are doing.



Sarah Canavan

I mostly took part in workshops relating to membership retention and engagement and the SDGs. I have a new-found knowledge on all the topics, but I found the networking sessions and breakout groups most beneficial because we were able to exchange best practices and ideas with Guides and Scouts from all over Europe.

The Academy event proved that Guides are still able to connect and spread the Guiding spirit, despite being in different locations, and the weekend amplified Guide Law number nine – a Guide makes good use of time, talents and materials. Overall, it was a fantastic experience and I'm excited to start working on new projects.

Sharon Flynn

As IGG adapts and evolves to our 'new normal', I selected the sessions 'Good governance in difficult times: how to keep it all running', 'Leading change', and 'Crash course growth: craft your growth'. Putting these three sessions together, I learned ways to inspire and motivate change in a positive way. These included the five building blocks to facilitate change, a strategy for growth, and the art of prioritisation.

I enjoyed the exchange of ideas in the breakout rooms and the chats about our Guiding and Scouting lives, the tips & tricks, and the spirit of our core values. The highlight for me was 166 Guide and Scout Leaders singing Ging Gang Gooli (loudly!) – it was hilarious. Guiding and Scouting will bounce back, stronger than ever!

GLOBETROTTERS CHALLENGE

INTERNATIONAL



Even though we can't be together, it doesn't mean we can't keep our love of all things international alive!

While our beloved Timpeall an Domhain competition has been postponed until 2022, in its absence, we have devised the Globetrotters Challenge.

The Challenge has been designed for Guides. Guides can complete the activities individually or in small groups (2-5 people max). Depending on public health guidelines, this could be done virtually or in person.

Entries can be submitted by filling out the Globetrotters Challenge submission form and attaching pictures and text. This can then be forwarded to competitions@irishgirlguides.ie with 'Globetrotters Challenge' in the subject line. Best of luck to all entrants - there will be prizes for the best entries.

Please visit the international section of the Irish Girl Guides website to download the submission form.



Closing Date: **9 April 2021**

For this Challenge, you must choose one country from the following list and complete the activities listed below based on your selected country.

The countries to choose from are:

1. Germany
2. Uganda
3. Hong Kong
4. Oman
5. Canada

The tasks are:

1. Make and model a costume inspired by your chosen country.
2. Make a craft from your chosen country.
3. Make a recipe from your chosen country.
4. Create a poster with some general facts about the country and some information on Guiding in that country.

WAGGGS 37th World Conference

The 37th WAGGGS World Conference was due to take place in Uganda in July 2020. In April 2020, WAGGGS decided to postpone the Conference until 2021, however, after assessing the various options, the World Board has decided that it will not be possible to hold a physical meeting of the World Conference in 2021. Instead, the 37th World Conference will take place as a virtual conference. To enable this to happen, WAGGGS will hold a General Meeting of member organisations in December to vote on a proposed motion to amend the Constitution to facilitate the possibility of holding remote meetings and allowing for remote voting.

WAGGGS Europe EGM

Usually, Europe Region would hold an Extraordinary General Meeting at the World Conference to approve its financial report for the previous year and its budget for the upcoming two years. Because the World Conference was cancelled, Europe Region held a virtual EGM on Saturday 21 November. 155 participants representing 38 Member Organisations took part in the virtual meeting. Amanda O'Sullivan (Chief Commissioner) and Jenna Goodwin (International Commissioner) represented IGG forming part of the CIGA delegation.



Executive News

Board meetings

What a year 2020 has been for all of us here in IGG and the Executive Committee. Did you know that we have six board meetings on an annual basis? In 2020 we held five of these virtually and one was held in person in January. We also held two AGMs virtually, one in September for Irish Girl Guides Unincorporated Association and one in December for Irish Girl Guides Company Limited by Guarantee. This had the added benefit of allowing many members, who otherwise would have to travel long distances, the opportunity to join in on these events from home. Plans continue to be made to move IGG from an Unincorporated Association to a Company Limited by Guarantee.

New policy development

There is a new Expenses Policy available on the website.

National Training Centre and LEGO block campaign

The campaign continues to be available to purchase LEGO blocks to support our plans for the National Training Centre.

Membership fees 2021

IGG membership fees are an integral part of the organisation's income which then supports many areas of work in IGG from Trefoil News and First Aid grants to Regional events and it is hoped that we can continue to provide these valuable services going forward. The board are aware that not all Units are as engaged at the same level at present and, following much discussion, a proposal regarding membership fees in 2021 was brought to the board and this information was shared with all Leaders in December 2020. These decisions were based on the knowledge gained on what is taking place at Unit level.

WAGGGS World Board Governance Committee are very lucky to have the skills and expertise of an IGG member Jillian van Turnhout for the next three years and we in IGG wish Jillian the best with her involvement in this committee.

Governance Code

From 2021 Irish Girl Guides must report on our compliance with the Charity Regulator Governance Code and IGG will be compliant with this Code. This will be reported in our Annual Report for 2020.

IGG has a **Strategic Plan** and an **Operational Plan** that guides what we as an organisation do, and this is monitored on a regular basis at the Executive meeting. It is an absolute privilege and an honour to see what we have all achieved in 2020 despite the circumstances we all find ourselves in and how we have moved to a virtual platform in order to keep the organisation moving forward. If you have stories on how you have been engaging with your girls and families, it would be great to hear about this. This evidence supports IGG in promoting the valuable service we provide.

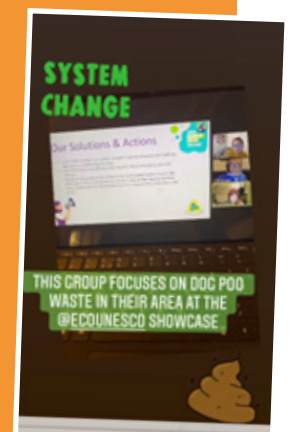


ECO-UNESCO Climate Justice Challenge

Over three months, four groups of eager Guides and Senior Branch members took part in ECO-UNESCO's Climate Justice Challenge. The Challenge saw the girls take part in a workshop to learn more about climate justice and how it differs from climate change. Diane, one of the participants refers to it as "not just as an environmental issue, but also as a social and political issue".

After the workshop, the groups picked topics that they wanted to tackle including fast fashion and various waste issues. After deciding on their topics, the girls worked on their projects which included reaching out to their own policy makers, from local schools to politicians, with some groups getting questions brought to their county councils on their behalf.

The Challenge ended with a presentation of all the projects from the Irish Girl Guides, Girls Brigade, NoName Club and ECO-UNESCO youth groups. Overall, the Challenge reached 20,000 people in raising awareness of climate justice issues.

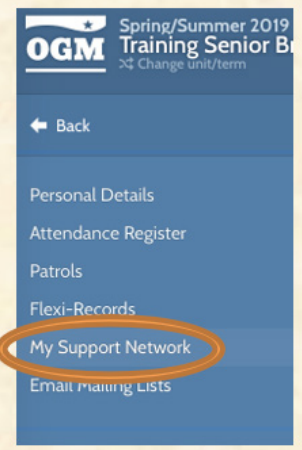


Your Support Network in IGG



Irish Girl Guides has over 1,500 volunteers and staff to help you in your role. We are one team, with the same goal. Together, we can support each other to achieve our best. There is no such thing as a silly question so feel free to get in touch.

Once logged into **Online Guide Manager (OGM)**, click on 'Members' in the left-hand column and find **'My Support Network'**. This provides you with contact numbers and email addresses for your District Commissioner, Area Commissioner, Regional Commissioner and Team, Regional Development Officer (RDO), Outdoor Advisor and National Office.




You can contact your **Regional Development Officer or Commissioner** and arrange to meet for a cuppa. A problem shared can be a problem halved!

You can phone or email the IGG team and, if need be, one of us can set up a remote call to assist you.

Or use the IGG Directory:

- For general queries: info@irishgirlguides.ie Tel: 01 668 3898
- For OGM/membership queries: membership@irishgirlguides.ie
- For safeguarding queries: safeguarding@irishgirlguides.ie
- For account queries: financesupport@irishgirlguides.ie
- For publications: trefoil.news@irishgirlguides.ie
- For media and PR: communications@irishgirlguides.ie
- For general support: operations.manager@irishgirlguides.ie



- For the Dublin Distribution Centre: distribution.centre@irishgirlguides.ie Tel: 01 660 5503
 - For the Limerick Distribution Centre: igglimerickshop@gmail.com Tel: 061 413 099
 - For the South West Distribution Centre: iggsouthwest@gmail.com Tel: 021 450 0414
 - For the Galway Distribution Centre: galway.distributioncentre@gmail.com Tel: 091 566 500
- For exact opening times, please see 'Contact Us' on the website.*

And you can check out the **website** - www.irishgirlguides.ie both public and Leader areas have lots of info.



Help us spread the Guiding Light!

We hope IGG members of all ages will join in our #IGGGuidingLight challenge ahead of World Thinking Day.

Since we will not be able to join together in the usual way for physical World Thinking Day ceremonies this year, the Communications Committee has come up with the idea of creating a 'This Little Light of Mine' video.

Check out this instruction video - <https://bit.ly/2XRDwGO> - of Jessica Woods, Chair of Communications, demonstrating how easy it is to take part by creating a short video of yourself (in uniform!) passing the Guiding Light (you will need to ask someone else to record you).

We can't wait to see your videos, which will be edited into one big video that we will share on our social media on World Thinking Day.

Please take part yourself and encourage the girls at home to take part; spread the word!

Send your video via WhatsApp to 085 8570565 before 14 February.

Have fun and thank you!

Mission Statement

The mission of the Irish Girl Guides is to enable girls and young women to develop to their fullest potential as responsible citizens of the world.

Irish Girl Guides

National Office
Trefoil House
27 Pembroke Park
Dublin 4
Ireland

Tel: 01 668 3898 / 01 668 9035
Email: info@irishgirlguides.ie
www.irishgirlguides.ie



Registered Charity No. 20006327
International 2021



An Roinn Leanaí
agus Gnóthaí Óige
Department of Children
and Youth Affairs

